

# COMMUNITY ACTION GLOBAL IMPACT



GEF SMALL GRANTS PROGRAMME  
GEF-7 STRATEGY & REGIONAL STATUS  
GEF ECW 2019



# ACCIÓN COMUNITARIA BENEFICIOS GLOBALES

## SGP Overview

---

# Overview

- Local solutions to global environmental problems
- Supports community-based initiatives and actions
- Since 1992, GEF Corporate Program, implemented by UNDP



## KEY FACTS



21,600  
PROJECTS

on global environmental  
issues.



UP TO  
\$50,000  
PER GRANT

directly to CSOs and local  
communities for innovative and  
community-driven ideas that can  
then be replicated and scaled up.



US\$582  
MILLION

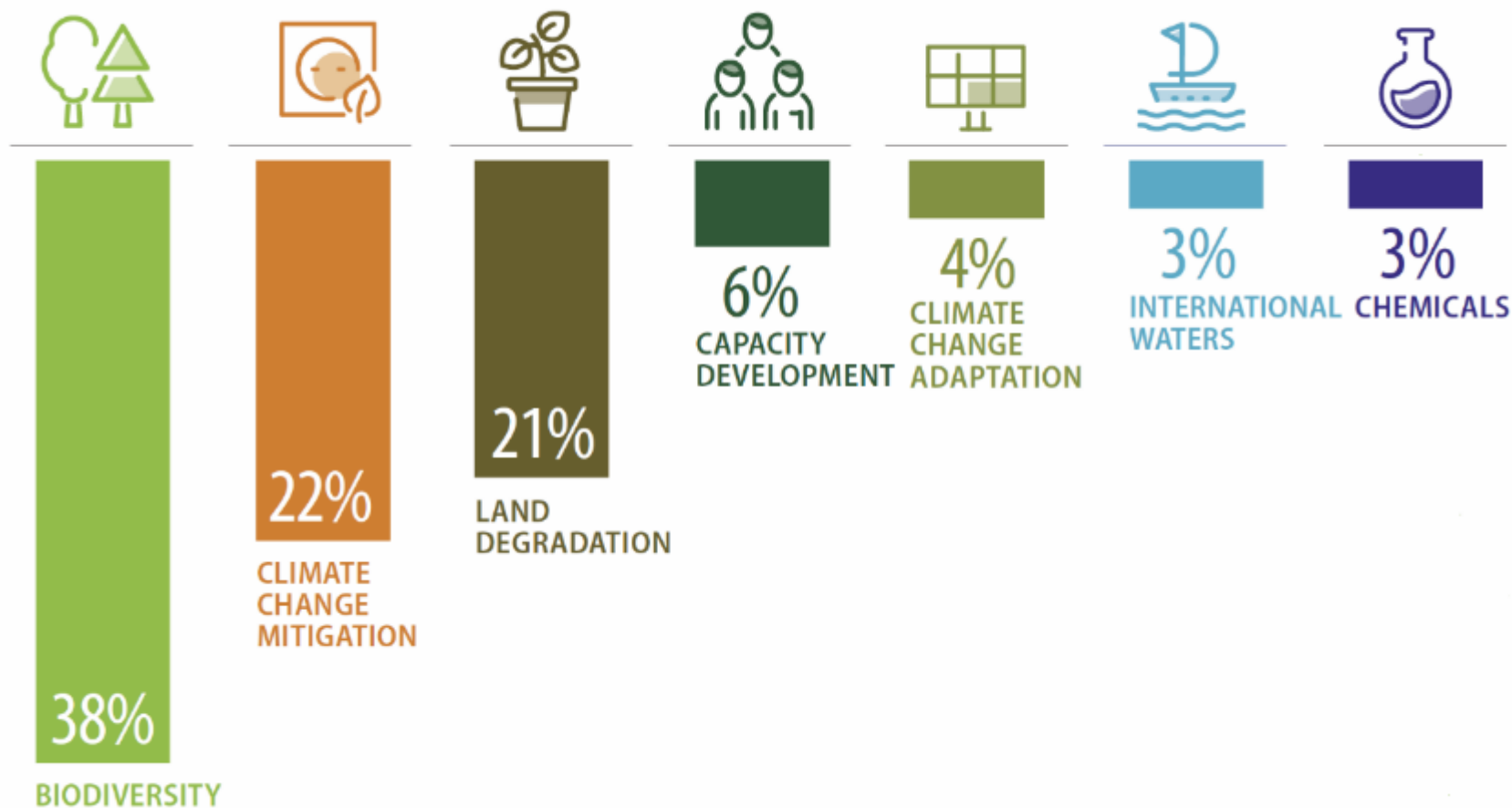
in total Grants and equal  
amount of cofinance.

# Where we work



# What we do

## FOCAL AREA DISTRIBUTION

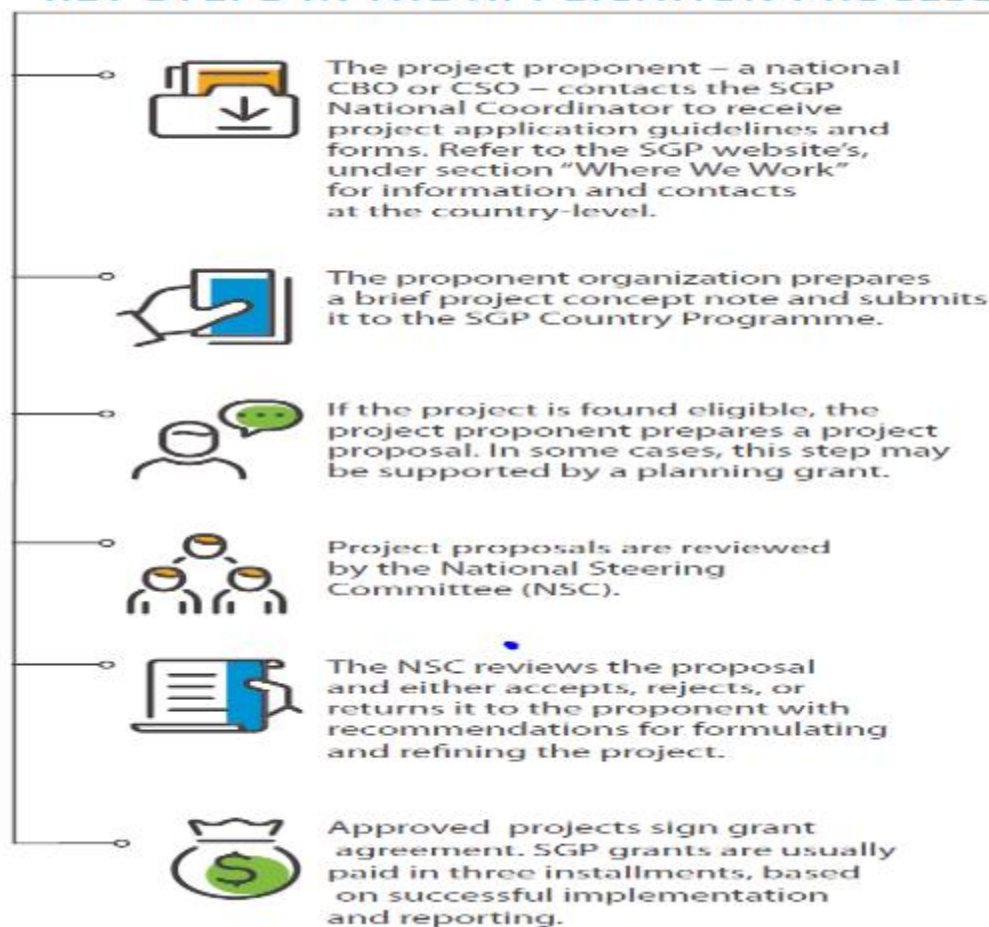




# SGP Grants

- **Planning Grants:**  
up to \$5000
- **Regular Grants:**  
up to \$50,000
- **Strategic Grants:**  
up to \$150,000
- **Global/Regional Grants:** \$250k to 500k
- **Innovation Programme**

## KEY STEPS IN THE APPLICATION PROCESS



# SGP Results 2017-2018:



## CLIMATE CHANGE

SGP's climate change portfolio continued to support decarbonization and low-carbon energy transformation at the community level through introduction of low-GHG technologies and low-carbon transport initiatives. These technologies included micro-hydro, wind, solar and biomass energy, and results were accomplished through integrated approaches to decarbonization that ensured access of communities to renewable energy.

### RESULTS



## PROGRESS TOWARDS FOCAL AREA OBJECTIVES



### BIODIVERSITY

SGP's Biodiversity portfolio continued to support improvements in the sustainability of protected areas (PAs) and indigenous and community conservation areas and territories (ICCAs), and mainstreaming biodiversity conservation and sustainable use through protection and transmission of traditional knowledge and genetic resources.

### RESULTS DURING THE REPORTING YEAR

(JULY 1, 2017 - JUNE 30, 2018)



# 2018 SGP Results: Grantmaker Plus



## GRANTMAKER PLUS

Grantmaker plus strategies were employed by SGP to enhance overall effectiveness of its portfolio. This was done by promoting interventions that build systemic capacity for civil society and community action to address global environmental challenges.

KEY ACTIVITIES UNDERTAKEN BY SGP COUNTRY PROGRAMMES INCLUDE:



**67%**  
PROMOTED PEER-TO-PEER  
EXCHANGES



**72%**  
STRENGTHENED GRANTEE  
NETWORKS



**74%**  
CONNECTED GRANTEES WITH  
GOVERNMENT SERVICES



**71%**  
CONNECTED GRANTEES  
WITH NGOs/INGOs



**42%**  
CONNECTED GRANTEES WITH  
PRIVATE SECTOR COMPANIES



**58**  
SOUTH-SOUTH EXCHANGES  
ACROSS COUNTRIES



**70%**  
CONNECTED GRANTEES WITH THE  
ACADEMIA OR RESEARCH CENTERS



**128**  
DIALOGUE PLATFORMS  
INITIATED



**66%**  
ORGANIZED TRAINING FOR SGP GRANTEES ON DIFFERENT  
SUBJECTS TO IMPROVE PROJECT IMPLEMENTATION



**42%**  
CONNECTED GRANTEES WITH DEVELOPMENT  
AGENCIES/PRACTITIONERS



# 2018 SGP Results: Social Inclusion



## SOCIAL INCLUSION

SGP undertakes targeted efforts to support greater social inclusion of marginalized groups, including women, indigenous peoples, youth and persons with disabilities.



**93%**  
PROJECTS COMPLETED  
WERE GENDER RESPONSIVE



**34%**  
PROJECTS WERE LED  
BY WOMEN



**91%**  
COUNTRIES HAVE A GENDER  
FOCAL POINT IN NSC



**22%**  
PROJECTS COMPLETED  
WITH INDIGENOUS PEOPLES



**40%**  
COUNTRIES HAVE AN INDIGENOUS  
PEOPLES FOCAL POINT IN NSC



**39**  
DISABLED PERSONS ORGANIZATIONS  
CONTRIBUTED TO SUSTAINABLE STRATEGIES



**1,657**  
INDIGENOUS LEADERS  
WITH IMPROVED CAPACITIES



**45%**  
PROJECTS WITH  
YOUTH PARTICIPATION

## COMMUNITY ACTION GLOBAL IMPACT

# GEF-7 Strategy & Approach

---

# GEF-7 SGP Value Proposition

## INCLUSION

## INNOVATION

## IMPACT

- Strategic platform for community-based actions for synergy, scaling up, and sustainability;
- Incubator of Innovative solutions and risk taker to safeguard the global environment;
- Focus on critical landscapes and seascapes for larger impacts, upscaling, and knowledge sharing.
- Focus on social inclusion in maximizing global environmental benefits



# GEF-7: Integrated Strategic Initiatives




## Landscape and Seascape as Overarching Approach:

1. Sustainable Agriculture and Fisheries - Food Security
2. Low-Carbon Energy Access Co-benefits
3. Community-based Threatened Ecosystems and Species Conservation: Land and Water
4. Local to Global Coalitions in Chemicals and Waste Management
5. Catalyzing Sustainable Urban Solutions



# Grantmaker Plus Initiatives

- CSO-Government-Private Sector Policy Dialogues
- Social Inclusion – Leaving No One Behind
- Citizen Based Global Knowledge Platforms



## Access to Core & STAR Resources

---

### SGP STAR Resources:

- Eligible and interested countries may allocate STAR resources to participate in GEF-7 SGP
  - **10% of STAR allocation, while not exceeding \$2m for Global Programme.**
  - **Not exceeding \$5m for Upgraded Countries Programme**
- Upgraded countries criteria remains the same as GEF-6.
  - **New UCP – only Malaysia**

### SGP CORE Resources:

- Equal access to all countries
- Provision to reallocate at final year if countries are unspent.

# Scaling Up Community-based Initiatives: Various Modalities

## 1) Policies/Projects designed by building on SGP solution/approach

- SGP project experience and approach are reflected and incorporated in national policies and programs
- SGP CSO Government Dialogues, Knowledge fair, South-South Cooperation, etc

## 2) SGP serving as delivery mechanism of larger projects/programs

- SGP Country Programme can help implement the community component of a larger project that has national, regional and global impacts as relevant.
- Implementation agreement to be made between UNDP, UNOPS, and/or parallel financing.

# Partnership



Japan Biodiversity Fund



*Empowered lives.  
Resilient nations.*

Supported by:



Federal Ministry for the  
Environment, Nature Conservation,  
Building and Nuclear Safety



European  
Commission

based on a decision of the German Bundestag



NORWEGIAN MINISTRY OF LOCAL GOVERNMENT  
AND REGIONAL DEVELOPMENT



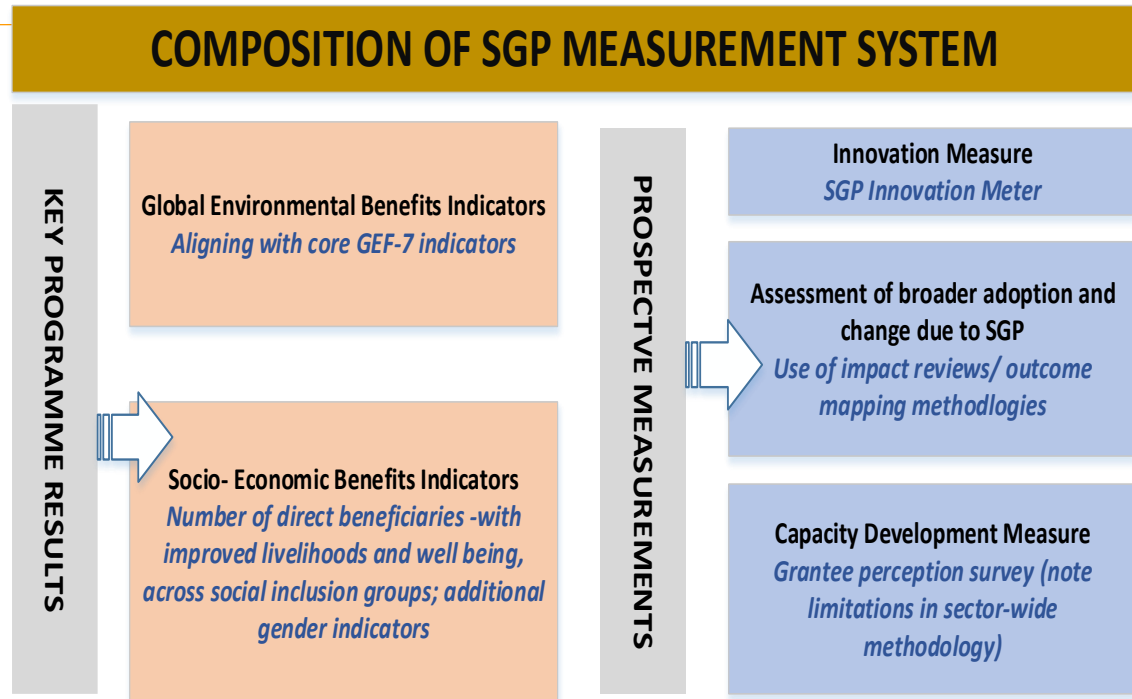
**NEW ZEALAND**  
FOREIGN AFFAIRS & TRADE





# SGP Results Measurement

- Global Environmental Results
  - Align with the overall GEF-7 results framework
- Socio-economic results
  - Number of direct beneficiaries with improved livelihoods and wellbeing
  - Social inclusion (targeting women, indigenous groups, youth and persons with disability)



- *SGP will be measuring also on:  
Innovation,  
Scaling up, and Capacity Development  
(refer blue boxes in the graph)*

## ACCIÓN COMUNITARIA BENEFICIOS GLOBALES

# Regional Status

---

# KEY REGIONAL RESULTS (2017-2018)

212 projects were completed in last GEF fiscal year (July 2017- June 2018);

## KEY ENVIRONMENTAL RESULTS (July 2017- June 2018)

### Biodiversity:

- 90 projects completed; 14 target landscapes/seascapes under improved community conservation and sustainable use;
- 1,143,876 hectares of PAs and 124,841 hectares of ICCAs

### Climate Change:

- 51 projects completed;
- 3,694 communities achieving energy access with locally adapted community solutions, with co-benefits estimated and valued

### Land Degradation:

- 40 projects completed;
- 7,853 community members demonstrating improved agricultural, land and water management practices;
- 1,009 farmer leaders involved in successful demonstrations of agro-ecological practices;
- 110 farmer organizations/ groups disseminating improved climate smart agro- ecological practices

# KEY REGIONAL RESULTS (2017-2018) - continued

---

## ANNUAL RESULTS (July 2017- June 2018)

### **-Focus on Social Inclusion:**

- 97% of completed projects are gender mainstreamed; 12% led by women;
- 116 completed projects working with youth; 21 youth organizations participating

### **- Focus on Grantmaker Plus:**

- 12 CSO- Government Dialogues were initiated involving 702 CSO/ CBO representatives;
  - 34 South- South exchanges supported transfer of knowledge between communities, CSOs and partners representing 13 countries
-



# Capacity building- a key focus

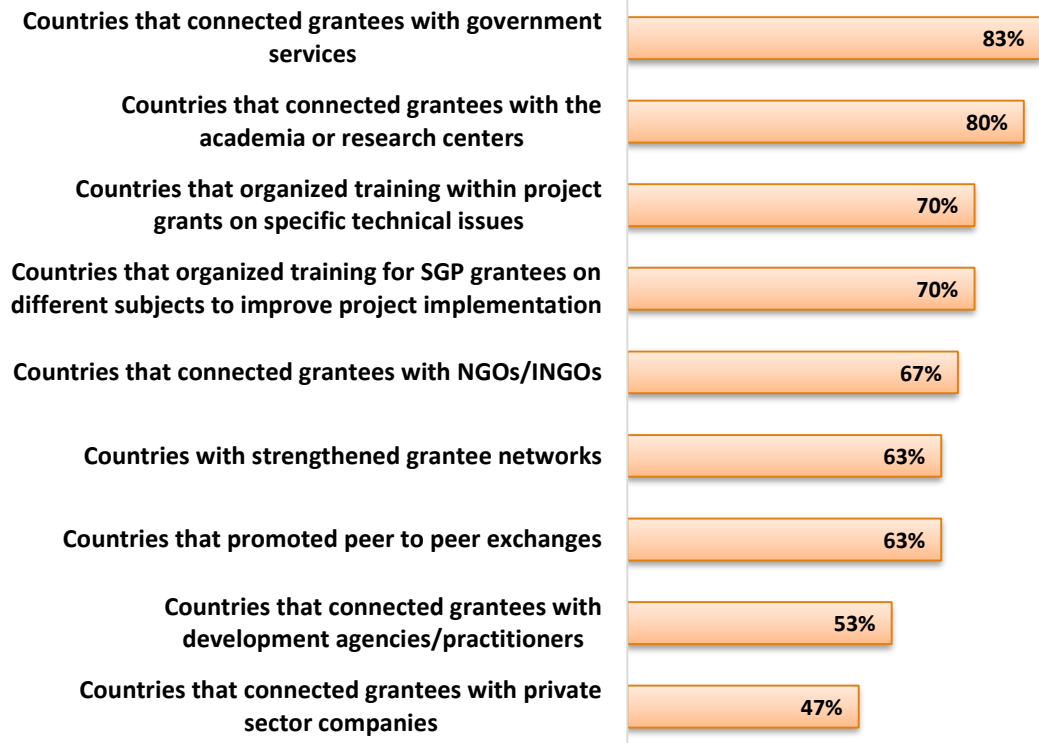
Capacity Development is  
an integral part of SGP's  
work:

235 CSOs and CBOs with  
capacities  
developed/improved ;

1,044 Indigenous leaders  
with improved capacities for  
projects implementation  
and participation in policy  
processes

4,378 People with capacities  
developed/improved

## Capacity Development Strategies used by SGP LAC Country Programmes



*\* Percentages based on 30 SGP LAC programmes that reported this year*

# Mejorando los Medios de Vida

## Use of market-based initiatives to support sustainability of projects (% of SGP LAC portfolio)

**Green products** **50%**

**Ecotourism** **43%**

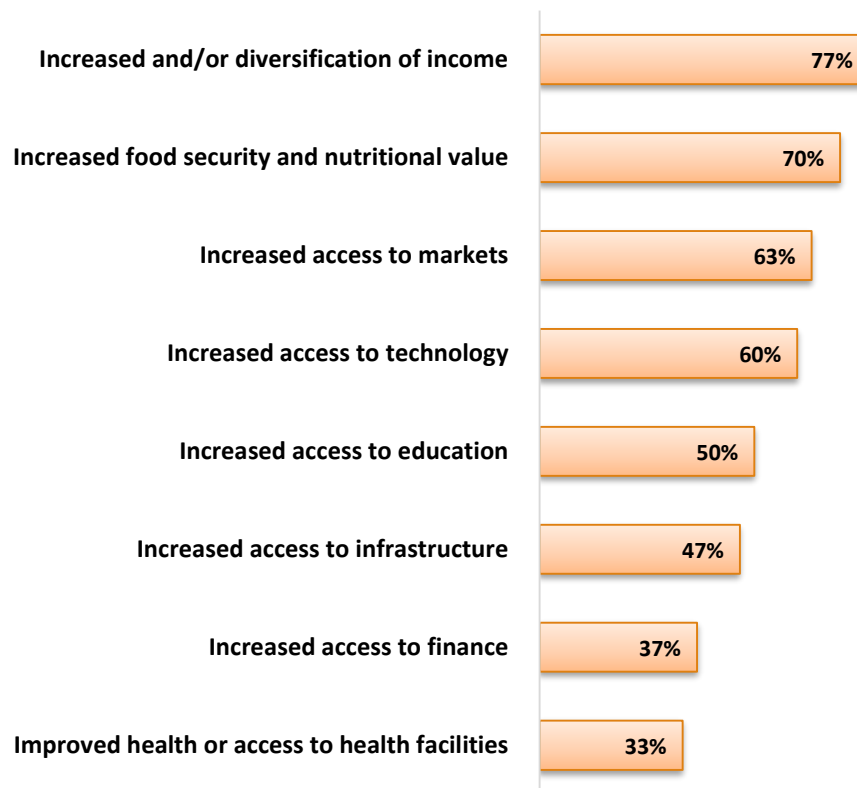
**Certification** **27%**

**Payment for ecosystem services** **13%**

**Microcredit schemes** **13%**

**Revolving funds** **17%**

## Strategies employed to improve Livelihoods by SGP LAC Country Programmes

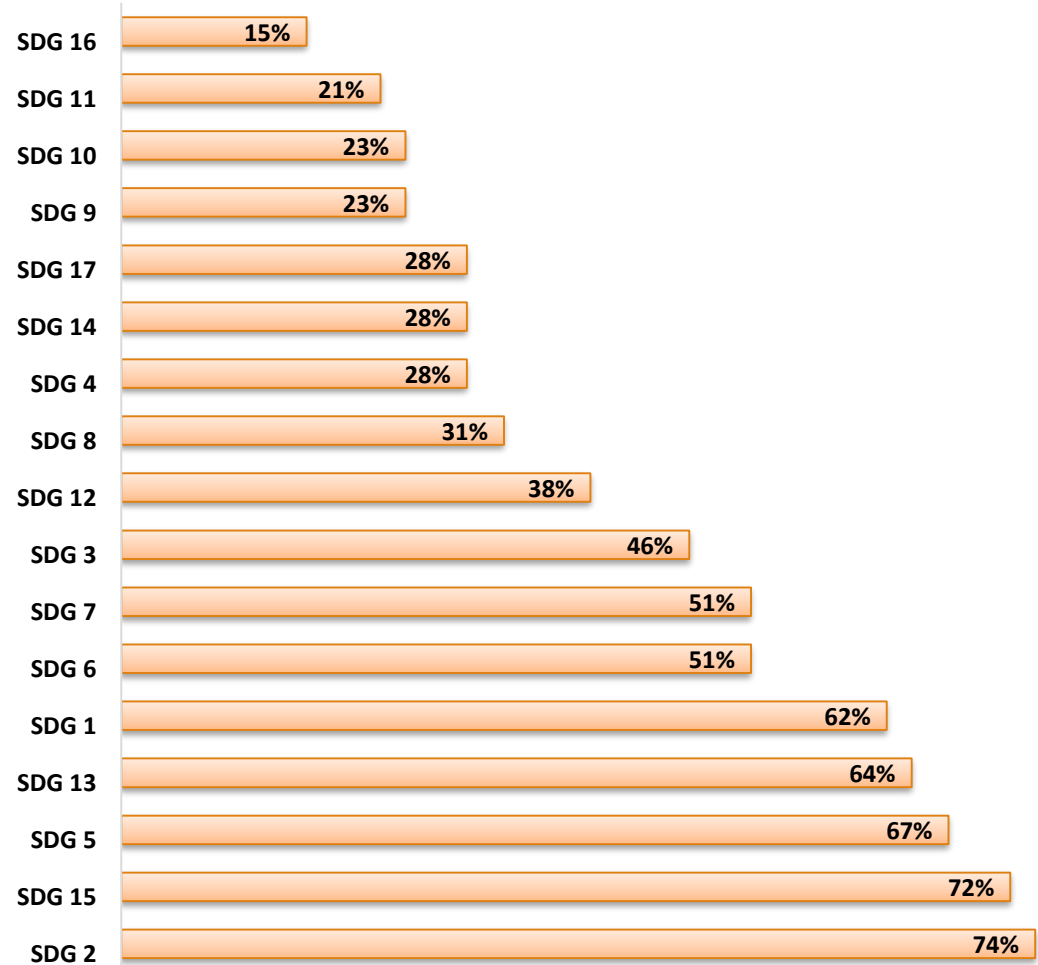


*\* Percentages based on 30 SGP LAC programmes that reported this year*

# Alignment with SDGs

Aligned to All SDGs. Highest alignment on:

- SDG 2: End hunger, achieve food security and improved nutrition and promote sustainable agriculture
- SDG 15: Protect, restore and promote sustainable use of terrestrial ecosystems, sustainably manage forests, combat desertification, and halt and reverse land degradation and halt biodiversity loss



# REGIONAL FINANCIAL OVERVIEW (participating countries)

Country	Number of Projects	Grant Amount	Co-financing in Cash	Co-financing in Kind
ANTIGUA AND BARBUDA	46	1 759 999 USD	527 189 USD	1 630 677 USD
BAHAMAS	54	1 367 079 USD	822 543 USD	890 660 USD
BARBADOS	192	5 044 770 USD	1 936 035 USD	6 239 648 USD
BELIZE	267	6 954 657 USD	2 966 025 USD	4 937 711 USD
CUBA	140	5 640 424 USD	9 453 412 USD	1 370 997 USD
DOMINICA	120	3 137 883 USD	894 063 USD	2 198 623 USD
DOMINICAN REPUBLIC	475	11 208 187 USD	17 455 960 USD	17 640 883 USD
GRENADA	36	1 556 689 USD	401 015 USD	437 412 USD
GUYANA	15	568 452 USD	49 240 USD	443 663 USD
HAITI	63	2 336 530 USD	232 922 USD	740 510 USD
JAMAICA	129	4 601 374 USD	1 735 700 USD	4 277 019 USD
SAINT KITTS AND NEVIS	51	1 689 742 USD	466 411 USD	2 415 732 USD
SAINT LUCIA	91	2 483 149 USD	1 814 607 USD	1 794 010 USD
SAINT VINCENT AND THE GRENADINES	23	1 339 031 USD	551 679 USD	1 176 696 USD
SURINAME	149	4 235 282 USD	2 566 449 USD	2 019 342 USD
TRINIDAD AND TOBAGO	128	3 721 438 USD	1 010 248 USD	3 423 600 USD

# Estatus de Recursos GEF-5 y GEF-6

## GEF-5

- ☐ Todos los recursos CORE y STAR comprometidos
- ☐ Asignación STAR al PPD
  - Argentina
  - Colombia
  - El Salvador
  - Honduras
  - Panamá
  - Paraguay
  - Uruguay
  - Venezuela

## GEF-6

- ☐ Pocos países tienen saldos entre USD 50k y USD 200k aun por comprometer en ronda final de convocatoria de propuestas en la primera mitad de 2019.
- ☐ La totalidad de los recursos serán comprometidos para fines de 2019, y se estará listo para el inicio del GEF-7 del PPD.
- ☐ Asignación STAR al PPD
  - Argentina
  - Colombia
  - Panamá

# GEF-5 and GEF-6 Resource Status

## GEF-5

- ❑ Most of core and STAR resources committed (95%)
- ❑ STAR allocation to SGP
  - Barbados
  - Cuba
  - Dominican Republic
  - Grenada
  - Jamaica
  - St. Lucia
  - St. Vincent & the Grenadines
  - Suriname
  - Trinidad & Tobago

## GEF-6

- ❑ Several countries have \$50k-\$200k remaining to commit for final round of call for proposals in first half of 2019.
- ❑ All resources will be committed by end of 2019 and ready to roll out GEF-7 SGP.

### STAR Allocation to SGP

- Bahamas
- Cuba
- Dominican Republic
- Jamaica
- St. Kitts and Nevis
- St. Lucia



# Thank you!



## Contacts:

Giles Romulus, National Coordinator, SGP Saint Lucia: [gilesr@unops.org](mailto:gilesr@unops.org)

Angelica Shamerina, Regional Focal Point: [angelica.shamerina@undp.org](mailto:angelica.shamerina@undp.org); Twitter: @ashamerina

SGP Website: <http://sgp.undp.org>

SGP National Coordinators: ([www.sgp.undp.org/where-we-work-153.html](http://www.sgp.undp.org/where-we-work-153.html))