



September 5, 2016

REPORT OF THE GLOBAL ENVIRONMENT FACILITY TO THE THIRTEENTH
MEETING OF THE CONFERENCE OF THE PARTIES
CONVENTION ON BIOLOGICAL DIVERSITY

Table of Contents

Executive Summary	Page 3
Full Report	
I. Project Activities to Support Implementation of the CBD	Page 11
II. GEF Response to Guidance from CBD COP 12	Page 25
III. Progress Report on GEF-6 Corporate Results and Targets	Page 32
IV. Monitoring and Evaluation Results	Page 35
 ANNEX 1: Projects and programs approved during the reporting period	 Page 39

EXECUTIVE SUMMARY

1. This document reports on the activities of the Global Environment Facility (GEF) in the area of biological diversity, and other relevant GEF focal areas to the Convention on Biological Diversity (CBD), for the period July 1, 2014 to June 30, 2016.
2. As of July 1, 2016, \$454.9 million (43%) of the total resources allocated to STAR biodiversity country allocations (\$1.051 billion) have been programmed, as shown in Table 1. The *total* amount of GEF biodiversity resources programmed to implement projects and programs was \$619 million or about 48% of the total resources allocated to the biodiversity focal area during GEF-6 (\$1.296 billion). Thus, the rate of programming is sufficient to fully utilize the amount allocated to the biodiversity focal area for the replenishment period (July 1, 2014 to June 30, 2018).

Table 1. Summary of Programming Usage of the GEF Biodiversity Focal Area during the Reporting Period (July 1, 2014 to June 30, 2016)¹

Biodiversity Focal Area	GEF-6 Programming Targets (\$ million)	GEF-6 Programming (\$ million)	GEF-6 Programming (%)
STAR Country Allocations	1,051	454.9	43
STAR Set-aside			
Biodiversity Focal Area Set Aside	50	13.9	28
Convention obligations	13	5.0	38
Global and Regional Biodiversity Projects and Programs	37	8.9	24
Integrated Approach Program Set-asides	45	45	100
Taking Deforestation out of the Commodities Supply Chain	35	35	100
Fostering Sustainability and Resilience of Production Systems in Africa	10	10	100
Sustainable Forest Management Set-aside²	150	105	70
Total STAR Set-aside	245	163.9	67
Total Resources	1,296	619	48

¹ The figures include agency fees and project preparation grants.

² The biodiversity focal area contribution of \$150 million represents 60% of the contribution to the Sustainable Forest Management (SFM) program total of \$250 million. Given that \$174 million worth of SFM projects (or 70% of the total SFM allocation) are currently approved, approximately \$105 million of the \$150 million amount can be attributed to the Biodiversity Focal Area.

3. Table 2 below depicts the contribution of GEF biodiversity resources to achieving the Aichi Biodiversity Targets.

Table 2. Distribution of GEF Biodiversity Focal Area Resources by Biodiversity Focal Area Objectives and Programs for GEF-6 and Contributions to Achieving the Aichi Biodiversity Targets during the Reporting Period (July 1, 2014 to June 30, 2016)³

Biodiversity Objective and Program	Aichi Targets ⁴	GEF Project Grant (\$ million)	Cofinancing (\$ million)	Total Resources (\$ million)
BD-1 Program 1: Improving Financial Sustainability & Effective Management of the National Ecological Infrastructure	Target 11	68.8	411.6	480.2
BD-1 Program 2: Nature's Last Stand: Expanding the Reach of the Global Protected Area Estate	Target 11	39.0	207.2	246.2
BD-2 Program 3: Preventing the Extinction of Known Threatened Species	Target 12	66.2	333.7	399.9
BD-2 Program 4: Prevention, Control & Management of Invasive Alien Species	Target 9	14.7	42.0	56.7
BD-2 Program 5: Implementing the Cartagena Protocol on Biosafety	No directly associated target	0.995	2.9	3.895
BD-3 Program 6: Ridge to Reef+: Maintaining Integrity & Function of Coral Reef Ecosystems	Targets 6 and 10	3.9	24.0	27.9
BD-3 Program 7: Securing Agriculture's Future: Sustainable Use of Plant & Animal Genetic Resources	Targets 7 and 13	26.1	250.1	276.2
BD-3 Program 8: Implement the Nagoya Protocol on ABS	Target 16	10.3	38.9	49.2
	Targets 3, 5, 6, 7, 14, 15	174.4	913.0	1,087.4
BD-4 Program 9: Managing the Human-Biodiversity Interface				
BD-4 Program 10: Integration of Biodiversity and Ecosystem Services into Development & Finance Planning	Targets 2 and 20	15.3	75.5	90.8
BD-Enabling Activity: NBSAP revisions ⁵	Target 17	0.97	0.83	1.8
Totals (does not include biosafety)		419.67	2296.83	2716.3

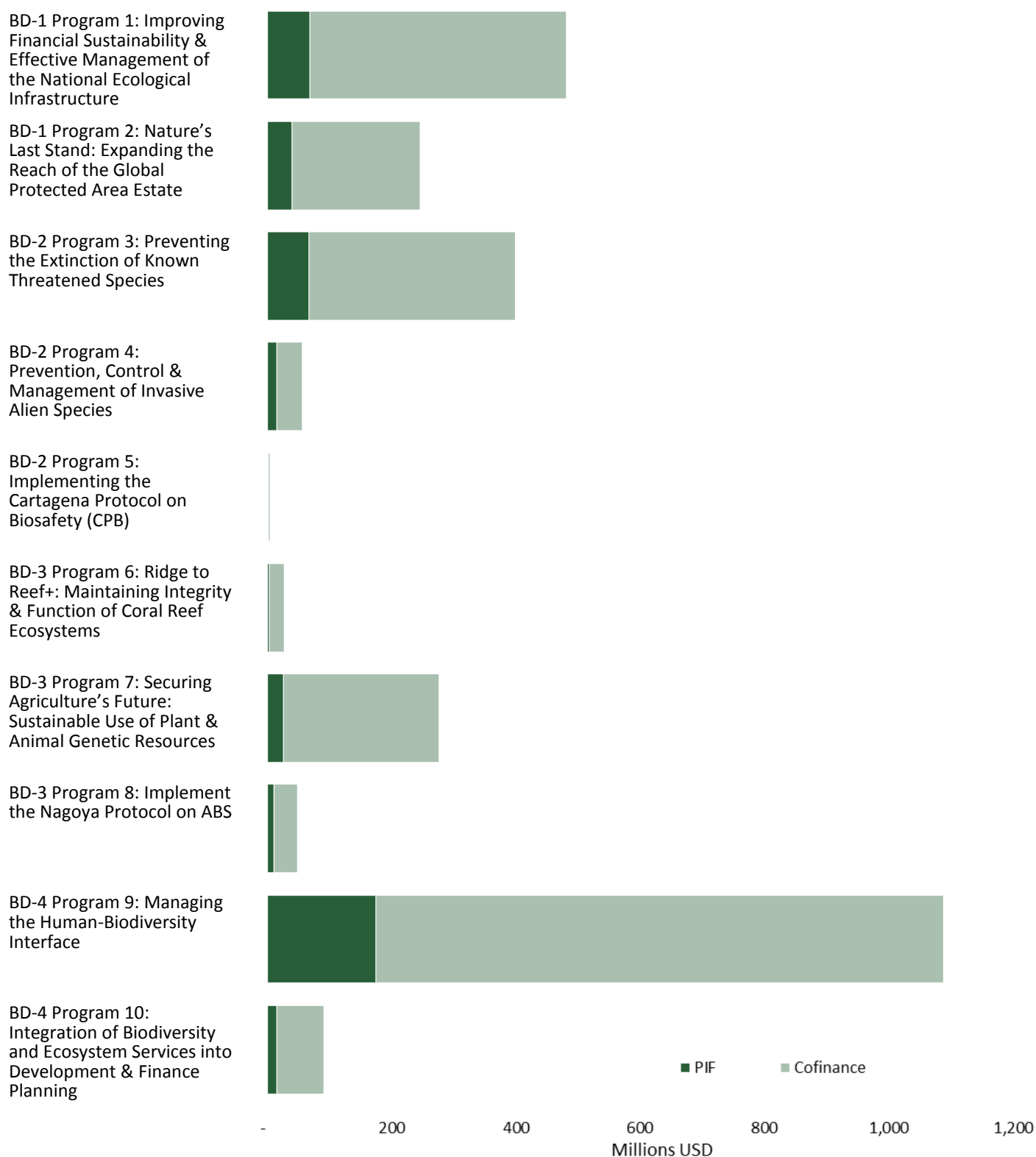
³ These figures do not include agency fees or project preparation grant amounts as these amounts cannot be associated with particular GEF biodiversity programs or Aichi Targets.

⁴ As a general principle, double counting of resource programming was avoided even though most projects are simultaneously contributing to more than one target at the same time within project components and through the same set of activities. Therefore, project amounts were allocated to specific targets, based on the primary and secondary measurable outcomes as presented in each project design.

⁵ Most countries (94%) of GEF-eligible countries received funds in GEF-5 to revise their National Biodiversity Strategy and Action Plan (NBSAP). An additional four countries have received support in GEF-6, bringing the overall total to 97% of GEF-eligible countries.

4. Over the past 15 years, countries have consistently prioritized funding the management of their protected area systems when allocating their resources. However, in the first two years of GEF-6, a significant shift in prioritization is observed, as presented in Figure 1. Countries are investing most of their resources in improving biodiversity management in productive landscapes and seascapes with 57% of national allocations of biodiversity resources being directed to supporting activities outside the formal protected area estate. This includes investments in sustainable use of agrobiodiversity and preventing extinction of known threatened species, in addition to more traditional biodiversity mainstreaming investments under GEF Programs 9 and 10. This trend to invest more GEF resources in the management of biodiversity outside the protected area estate was first observed in GEF-5.

Figure 1. Cumulative Distribution of GEF Biodiversity Focal Area Resources and Cofinancing by Biodiversity Focal Area Objectives and Programs for GEF-6 during the Reporting Period (July 1, 2014 to June 30, 2016)



5. The GEF-6 biodiversity strategy noted the contributions from other GEF programming areas given the comprehensive nature of the CBD Strategic Plan for Biodiversity 2010-2020 and the fact that many thematic areas in the Strategic Plan are addressed through other GEF focal areas and programming modalities. Therefore, the report presents the totality of these contributions and their relationship to the Aichi Biodiversity Targets as it provides a more accurate portrayal of total GEF support to implementation of the Strategic Plan. Furthermore, it captures the evolution within both the GEF and CBD towards implementing integrated responses to address the drivers of biodiversity loss which necessitates engagement with a wide array of actors not traditionally associated with the biodiversity sector.
6. Table 3 below presents a summary of all contributions to achieving the Aichi Biodiversity Targets through various funding streams during the first two years of GEF-6. In sum, \$901 million of GEF resources have leveraged \$4.8 billion of cofinancing; a ratio of 1:5. This has resulted in a grand total of \$5.7 billion being invested towards the implementation of the Strategic Plan and achieving the Aichi Biodiversity Targets in the first two years of GEF-6.
7. Of the \$901 million invested, 47% comes from the biodiversity focal area STAR allocations, and the remaining 53% of resources come from the biodiversity focal area set aside and other funding streams within the GEF.
8. This is a consistent pattern with funding trends during GEF-5. By the end of GEF-6, estimated funding levels supporting the implementation of the Strategic Plan for Biodiversity with GEF-6 resources may range from \$1.6 to \$1.8 billion, and at current cofinancing ratios may leverage an additional \$9 to \$12 billion with a grand total exceeding \$10 billion.

Table 3. Cumulative Direct Contribution of all GEF Resources to the Strategic Plan for Biodiversity, 2011-2020 and the Aichi Biodiversity Targets from July 1, 2014 to June 30, 2016⁶

Funding Source	GEF grant (\$ million)	% of GEF total grant funding contributions	Cofinancing (\$ million)	% of co- financing contributions	Total (GEF grant and cofinancing) (\$ million)	% of total (GEF grant and cofinancing)
Biodiversity Focal Area STAR allocations	419.67	47%	2296	47%	2715.67	47%
SFM Program	174.4	19%	877.4	18%	1051.8	18%
Climate Change Mitigation	76.4	8%	486.6	10%	563	10%
International Waters Focal Area	54.6	6%	418.9	9%	473.5	8%
Integrated Approach Pilot (Commodity Supply Chains)	40.3	4%	443.2	9%	483.5	8%
Non-grant instrument Pilot	16	2%	83.49	2%	99.49	2%
Least Developed Countries Fund	83.9	9%	248.5	5%	332.4	6%
Small Grants Programme	35.96	4%	35	1%	70.96	1%
Totals	901.23		4889.09		5790.32	

9. A comprehensive accounting of GEF's response to guidance contained in decisions adopted at the twelfth Conference of the Parties (COP) to CBD, namely Decision XII/30, a summary of portfolio monitoring results and key findings of the GEF Independent Evaluation Office are also presented in this report.

10. GEF's corporate goal is to have at least 75% of projects achieving ratings of moderately satisfactory or higher. Within the biodiversity portfolio of 228 projects that are

⁶ These figures do not include agency fees or project preparation grant amounts as these amounts cannot be associated with particular GEF biodiversity programs or Aichi Targets.

currently under implementation that were funded in previous GEF phases, 210 projects (92%) are achieving their global environment objectives at a rating of moderately satisfactory (MS) or higher, with 149 (65%) of the total achieving ratings of Satisfactory or Highly Satisfactory. In terms of implementation progress, 206 projects (90%) are achieving implementation progress ratings of MS or higher, with 144 (63%) of the total achieving ratings of Satisfactory or Highly Satisfactory.

11. As part of the GEF-6 Replenishment Agreement, a series of corporate targets were agreed. Figure 2 and Table 4 below provides the cumulative targets presented in GEF Council approved concepts (Project Information Forms-PIFs) during the reporting period from July 1, 2014 to June 30, 2016 on the most relevant targets to the CBD and the Strategic Plan for Biodiversity 2010-2020. The cumulative targets represent key expected outcomes from these projects.

Figure 2. Progress towards GEF-6 Corporate Targets

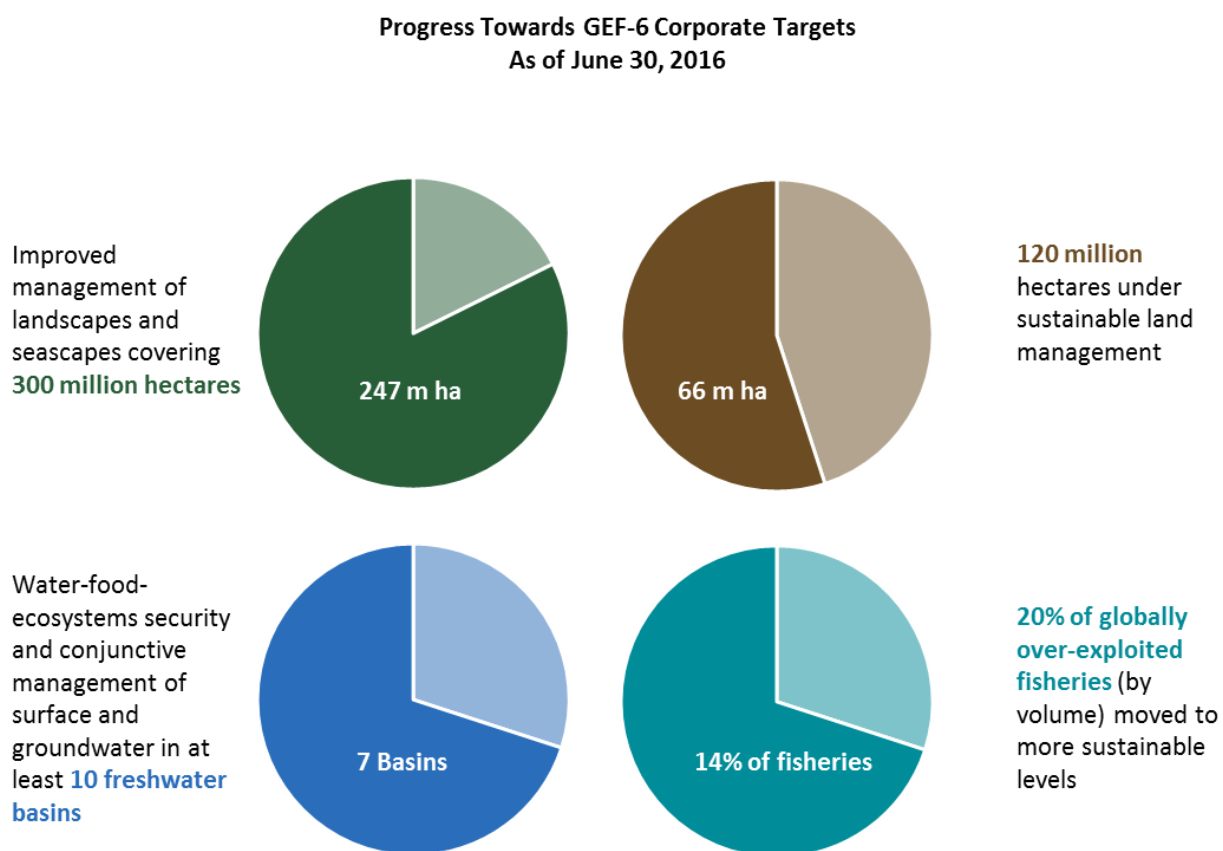


Table 4. Progress towards GEF-6 Replenishment Targets during the Reporting Period

Indicators	Target	Expected Results	Completion Rate
Maintain globally significant biodiversity and the ecosystem goods and services that it provides to society			
Landscapes and seascapes under improved management for biodiversity conservation (million hectares)	300	247	82%
Sustainable land management in production systems (agriculture, rangelands and forest landscapes)			
Production landscapes under improved management (million hectares)	120	66	55%
Promotion of collective management of transboundary water systems and implementation of the full range of policy, legal, and institutional reforms and investments contributing to sustainable use and maintenance of ecosystem services			
Number of freshwater basins in which water-food-energy-ecosystem security and conjunctive management of surface and groundwater is taking place	10	7	70%
Globally over-exploited fisheries moved to more sustainable levels (percent of fisheries, by volume)	20	14	69%

FULL REPORT

I. Project Activities to Support Implementation of the CBD and the Strategic Plan for Biodiversity 2011-2020 and Achievement of the Aichi Biodiversity Targets

1. This document reports on the activities of the Global Environment Facility (GEF) in the area of biological diversity, and other relevant GEF focal areas to the Convention on Biological Diversity (CBD), for the period July 1, 2014 to June 30, 2016; the first two years of GEF-6, that are hereafter referred to as the reporting period.
2. The GEF-6 biodiversity strategy noted the contributions of the biodiversity focal area to achieving the Strategic Plan for Biodiversity 2011-2020 and the Aichi Biodiversity Targets, as well as contributions from other GEF programming areas given the comprehensive nature of the Strategic Plan and the fact that many thematic areas in the Strategic Plan are addressed through other GEF focal areas and programming modalities in GEF-6. These other programming areas include the Sustainable Forest Management program (SFM), the International Waters Focal Area (IW), the Climate Change Focal Area (CC-M), the Least Developed Countries Fund for adaptation (LDCF), the Integrated Approach Pilots (IAPs), the Non-grant Instrument (NGI) pilot, and the Small Grants Programme (SGP). The contribution of the GEF Small Grants Programme (SGP) to the Strategic Plan is focused on at least twelve Aichi Targets, and is reported in the final summary table.
3. This report to the thirteenth Conference of the Parties (COP 13) to CBD, as was done for the GEF report to COP 12, presents the totality of these contributions and their relationship to the Aichi Biodiversity Targets as it provides a more accurate portrayal of total GEF support to implementation of the Strategic Plan. Furthermore, it captures the evolution within both the GEF and CBD towards implementing integrated responses to address the drivers of biodiversity loss which necessitates engagement with a wide array of actors not traditionally associated with the biodiversity sector, per se.
4. Table 1 below provides a summary of resource *usage* from the biodiversity focal area during the reporting period. As of July 1, 2016, \$454.9 million (43%) of the total resources allocated to STAR biodiversity country allocations (\$1.051 billion) have been programmed. The *total* amount of GEF biodiversity resources programmed to implement projects and programs was \$619 million or about 48% of the total resources allocated to the biodiversity focal area during GEF-6 (\$1.296 billion). These resources have been programmed through 77 projects using biodiversity resources, either in stand-alone biodiversity projects/programs or multi-focal area projects and 7 programmatic approaches. These figures include agency fees and Project Preparation Grants (PPGs). Thus, the rate of programming is sufficient to fully utilize the amount allocated to the biodiversity focal area for the replenishment period (July 1, 2014 to June 30, 2018).

Table 1. Summary of Programming Usage of the GEF Biodiversity Focal Area during the Reporting Period (July 1, 2014 to June 30, 2016)⁷

Biodiversity Focal Area	GEF-6 Programming Targets (\$ million)	GEF-6 Programming (\$ million)	GEF-6 Programming (%)
STAR Country Allocations	1,051	454.9	43
STAR Set-aside			
Biodiversity FA Set Aside	50	13.9	28
Convention obligations	13	5.0	38
Global and Regional Biodiversity Projects and Programs	37	8.9	24
Integrated Approach Program Set-asides	45	45	100
Taking Deforestation out of the Commodities Supply Chain	35	35	100
Fostering Sustainability and Resilience of Production Systems in Africa	10	10	100
Sustainable Forest Management Set-aside⁸	150	105	70
Total STAR Set-aside	245	163.9	67
Total Resources	1,296	619	48

⁷ The figures include agency fees and project preparation grants.

⁸ The biodiversity focal area contribution of 150 million represents 60% of the contribution to the SFM program total of \$250 million. Given that \$174 million worth of SFM projects (or 70% of the total SFM allocation) are currently approved, approximately \$105 million of the \$150 million amount can be attributed to the BD FA.

Biodiversity Focal Area

5. The GEF-6 biodiversity strategy is composed of ten programs that directly contribute to implementing the Strategic Plan for Biodiversity 2010-2020 and achieving the Aichi Biodiversity Targets through a continuum of measures that address the most critical drivers of biodiversity loss across entire landscapes and seascapes. The programs include direct conservation/protection, threat-reduction, sustainable use, and biodiversity mainstreaming approaches. Each program provides a response to threats and opportunities that are spatially and thematically targeted, i.e., providing a focused and calibrated response in a specific ecosystem or location in a landscape or seascape. In addition, for the first time, the strategy addresses the most critical underlying driver of biodiversity loss; the failure to account for and price the full economic value of ecosystems and biodiversity. As such, GEF's biodiversity strategy reflects the GEF 2020 strategy and its emphasis on addressing drivers of global environmental degradation, and supporting innovative and scalable activities that deliver the highest impacts, cost-effectively.
6. The GEF-6 biodiversity strategy clearly identifies the relationship of the ten GEF programs to the Strategic Plan for Biodiversity and the Aichi Biodiversity Targets. Table 2 below depicts the contribution of GEF biodiversity resources to achieving the Aichi Biodiversity Targets as prioritized by countries in the projects that have been submitted and approved during the reporting period.
7. Whereas some GEF biodiversity programs have a one-to-one relationship to Aichi biodiversity targets such as Target 11 on protected areas, other GEF programs contribute to numerous Aichi targets making resource allocation per target very challenging if not impossible. This is particularly true in the realm of biodiversity mainstreaming under Program 9 (Managing the Human-Biodiversity Interface) where an analysis of the resources invested on a dollar basis in biodiversity mainstreaming projects revealed that GEF project activities often contribute to more than one Aichi biodiversity target at the same time given the integrated nature of these investments and the description of the targets themselves. For the sake of the presentation of programming resources in the following tables, these targets are clustered together and have not been disaggregated by the total amount of resources invested on a target by target basis.

Table 2. Distribution of GEF Biodiversity Focal Area Resources by Biodiversity Focal Area Objectives and Programs for GEF 6 and contributions to achieving the Aichi Biodiversity Targets During the Reporting Period (July 1, 2014 to June 30, 2016)⁹

Biodiversity Objective and Program	Aichi Targets ¹⁰	GEF Project Grant (\$ million)	Cofinancing (\$ million)	Total resources (\$ million)
BD-1 Program 1: Improving Financial Sustainability & Effective Management of the National Ecological Infrastructure	Target 11	68.8	411.6	480.2
BD-1 Program 2: Nature's Last Stand: Expanding the Reach of the Global Protected Area Estate	Target 11	39.0	207.2	246.2
BD-2 Program 3: Preventing the Extinction of Known Threatened Species	Target 12	66.2	333.7	399.9
BD-2 Program 4: Prevention, Control & Management of Invasive Alien Species	Target 9	14.7	42.0	56.7
BD-2 Program 5: Implementing the Cartagena Protocol on Biosafety	No directly associated target	0.995	2.9	3.895
BD-3 Program 6: Ridge to Reef+: Maintaining Integrity & Function of Coral Reef Ecosystems	Targets 6 and 10	3.9	24.0	27.9
BD-3 Program 7: Securing Agriculture's Future: Sustainable Use of Plant & Animal Genetic Resources	Targets 7 and 13	26.1	250.1	276.2
BD-3 Program 8: Implement the Nagoya Protocol on ABS	Target 16	10.3	38.9	49.2
BD-4 Program 9: Managing the Human-Biodiversity Interface	Targets 3,5,6,7,14, 15	174.4	913.0	1,087.4
BD-4 Program 10: Integration of Biodiversity and Ecosystem Services into Development & Finance Planning	Targets 2 and 20	15.3	75.5	90.8
BD-Enabling Activity: NBSAP revisions ¹¹	Target 17	0.97	0.83	1.8
Totals (does not include biosafety)		419.67	2296.83	2716.3

8. Over the past 15 years, countries have consistently prioritized funding the management of their protected area systems when allocating their resources. However, in the first

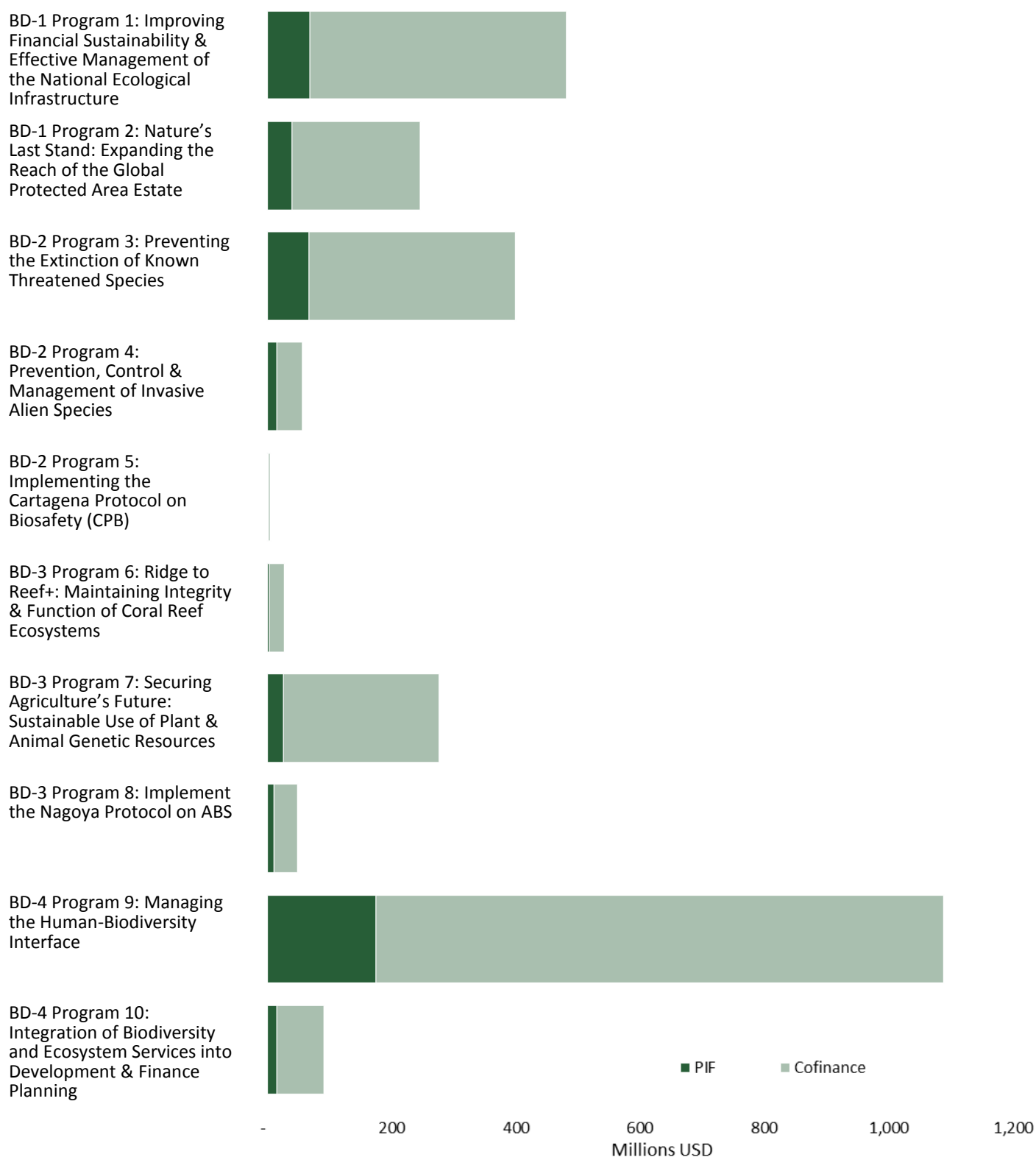
⁹ These figures do not include agency fees or project preparation grant amounts as these amounts cannot be associated with particular GEF biodiversity programs or Aichi Targets.

¹⁰ As a general principle, double counting of resource programming was avoided even though most projects are simultaneously contributing to more than one target at the same time within project components and through the same set of activities. Therefore, project amounts were allocated to specific targets, based on the primary and secondary measurable outcomes as presented in each project design.

¹¹ Most countries (94%) of GEF-eligible countries received funds in GEF-5 to revise their NBSAP. An additional four countries have received support in GEF-6, bringing the overall total to 97% of GEF-eligible countries.

two years of GEF-6, a significant shift in prioritization is observed, as presented in Figure 1, with countries investing most of their resources in improving biodiversity management in productive landscapes and seascapes with 57% of national allocations of biodiversity resources being directed to supporting activities outside of the formal protected area estate. This includes investments in sustainable use of agrobiodiversity, management of invasive alien species through systemic approaches, reducing the illegal wildlife trade, in addition to more traditional biodiversity mainstreaming investments under GEF Programs 9 and 10. This trend to invest more GEF resources in the management of biodiversity outside the protected area estate was first observed in GEF-5.

Figure 1. Cumulative Distribution of GEF Biodiversity Focal Area Resources and Cofinancing by Biodiversity Focal Area Objectives and Programs for GEF-6 during the Reporting Period (July 1, 2014 to June 30, 2016)



Project Preparation Grants (PPGs)

9. As a first step in project development, the GEF provides financing to assist recipient countries to develop a project concept (PIF) into a project proposal for CEO endorsement. Sixty-eight (68) project preparation grants (PPGs) were approved in the reporting period amounting to \$10,504,648 plus a PPG Fee of \$976,250.¹²

Support for the Implementation the Cartagena Protocol on Biosafety to the Convention on Biological Diversity

10. During the reporting period, the GEF funded one country-based project (Malaysia) in support of the implementation of the Cartagena Protocol on Biosafety. GEF invested \$1.0 million leveraging \$2.0 million in co-financing.
11. In addition, the GEF provided funding through three regional umbrella projects for the third national reports, "Support to Preparation of the Third National Biosafety Reports to the Cartagena Protocol on Biosafety" (Latin America and the Caribbean, Central and Eastern Europe Africa, and Asia-Pacific) for a total GEF grant amount for the three projects of \$3.96 million which leveraged an additional \$3.1 million of cofinance.

Support to Ratification and Implementation of the Nagoya Protocol on Access to Genetic Resources and the Fair and Equitable Sharing of Benefits Arising from their Utilization to the Convention on Biological Diversity

12. During the reporting period the GEF approved three country-based projects (Peru, Nepal and South Africa) in support of strengthening human resources, and the legal and institutional capacities to implement the Nagoya Protocol. GEF invested \$9.0 million and leveraged \$33.9 million in co-financing.
13. The GEF also supported a regional project (Latin America and the Caribbean) on Impact Investment in Support of the Implementation of the Nagoya Protocol on Access and Benefit Sharing (funded by the non-grant instrument pilot) in the amount of \$10 million and leveraging \$48.3 million in co-financing.

Sustainable Forest Management

14. The GEF-6 SFM Strategy advocates an integrated approach at the landscape level, embracing ecosystem principles and including livelihood objectives in the management of forest ecosystems. The strategy's four objectives and programs make direct contributions to forest protection (Target 11), forest management (Target 7), forest restoration (Targets 14 and 15), and technology and knowledge transfer (Target 19). Table 3 below depicts the contribution of GEF SFM resources to achieving the Aichi Biodiversity Targets as prioritized by countries. Please note that SFM Program 3 contributes to Target 14 and 15 whereas the other programs are directly related to one Aichi Target each.

¹² These figures include the full amount of the PPG for all the Integrated Approach Pilots and other programmatic approaches that include biodiversity resources.

15. A new program on forest restoration was approved during the reporting period, entitled “The Restoration Initiative” which will significantly contribute to Targets 14 and 15 (GEF Project Grant: \$54.1 million Co-financing: \$201.5 million , Focal Area Sources: Biodiversity: \$13.2 million ; Climate Change (Mitigation): \$9.1 million ; Land Degradation: \$11.3 million; SFM: \$20.5 million. The program aims to restore ecosystem functioning and improve livelihoods through the restoration of priority degraded and deforested landscapes in support of the Bonn Challenge and in response to the expressed needs of countries. This program brings together Cameroon, Central African Republic, China, Democratic Republic of the Congo, Guinea Bissau, Kenya, Myanmar, Pakistan, Sao Tome & Principe and Tanzania into a community of practice where countries are able to build off the joint experience of on-going and future forest and landscape restoration efforts. The program also includes a global project on learning, finance, and partnerships for knowledge sharing.

Table 3. Cumulative Distribution of GEF Resources by Sustainable Forest Management (SFM) Focal Area Objectives and Programs for GEF-6 and contributions to achieving the Aichi Biodiversity Targets during the Reporting Period (July 1, 2014 to June 30, 2016) ¹³

SFM Objective and Program	Aichi Biodiversity Targets	GEF Project Grant (\$ million)	Cofinancing (\$ million)	Total resources (\$ million)
SFM 1: Maintained Forest Resources: Reduce the pressures on high conservation value forests by addressing the drivers of deforestation	Target 11	62.4	366.7	429.1
SFM 2: Enhanced Forest Management: Maintain flows of forest ecosystem services and improve resilience to climate change through SFM	Target 7	35.2	162.9	198.1
SFM 3: Restored Forest Ecosystems: Reverse the loss of ecosystem services within degraded forest landscapes	Targets 14 and 15	68.2	326.3	394.5
SFM 4: Increased Regional and Global Cooperation: Enhanced regional and global coordination on efforts to maintain forest resources, enhance forest management and restore forest ecosystems through the transfer of international experience and know-how	Target 19	8.6	21.5	30.1
Totals		174.4	877.4	1051.8

¹³ These figures do not include agency fees or project preparation grant amounts as these amounts cannot be associated with particular GEF biodiversity programs or Aichi Targets.

Climate Change Focal Area (Mitigation)

16. The goal of the GEF-6 Climate Change Mitigation Strategy is to support developing countries and economies in transition to make transformational shifts towards a low emission development path. The most critical direct contribution to achieving the Aichi Biodiversity Targets by the climate change mitigation strategy is through the land-based activities supported under Program 4 to promote conservation and enhancement of carbon stocks in forest, and other land-use, and support climate smart agriculture. Table 4 below depicts the contribution of GEF climate change resources to achieving Aichi Biodiversity Target 15 as prioritized by countries.

Table 4. Cumulative Distribution of GEF Resources by Climate Change Focal Area Objectives and Programs for GEF 6 and Contributions to Achieving the Aichi Biodiversity Targets during the Reporting Period (July 1, 2014-June 30, 2016)¹⁴

Climate Change Objective and Program	Aichi Biodiversity Targets	GEF Project Grant (\$ million)	Cofinancing (\$ million)	Total resources (\$ million)
CC 2 Program 4: Promote conservation and enhancement of carbon stocks in forest, and other land-use, and support climate smart agriculture	Target 15	76.4	486.6	563

Climate Change Focal Area (Adaptation)

17. The GEF manages two separate trust funds with a priority on climate change adaptation, namely the Special Climate Change Fund (SCCF) and the Least Developed Countries Fund (LDCF). These funds were established to address the special needs of developing countries under the United Nations Framework Convention on Climate Change (UNFCCC), and some of the projects approved during the reporting period contribute to the Strategic Plan for Biodiversity and the Aichi Biodiversity Targets. Table 5 below depicts the contribution of LDCF resources to achieving Aichi Biodiversity Target 7 and 14 respectively as prioritized by countries.

¹⁴ These figures do not include agency fees or project preparation grant amounts as these amounts cannot be associated with particular GEF CC programs or Aichi Targets.

Table 5. Cumulative Distribution of GEF Resources by the LDCF in GEF 6 and Contributions to achieving the Aichi Biodiversity Targets during the Reporting Period (July 1, 2014-June 30, 2016) ¹⁵

Aichi Biodiversity Targets	GEF Project LDCF Grant (\$ million)	Cofinancing (\$ million)	Total resources (\$ million)
Target 7	82	237	319
Target 14	1.9	11.5	13.4

International Waters Focal Area

18. The International Waters focal area (IW) focal area helps countries jointly manage their transboundary surface water basins, groundwater basins, and coastal and marine systems to enable the sharing of benefits from their utilization. The GEF-6 IW strategy has three objectives to achieve its goal of promoting collective management for transboundary water systems: 1) Catalyze sustainable management of transboundary water systems by supporting multi-state cooperation through foundational capacity building, targeted research, and portfolio learning; 2) Catalyze investments to balance competing water-uses in the management of transboundary surface and groundwater and enhance multi-state cooperation; and, 3) Enhance multi-state cooperation and catalyze investments to foster sustainable fisheries, restore and protect coastal habitats, and reduce pollution of coasts and Large Marine Ecosystems. While objectives one and two of the strategy will make indirect contributions to the Aichi Targets, objective three makes a direct contribution to Aichi Target 6. Table 6 below depicts the contribution of GEF IW resources to achieving Aichi Biodiversity Target 6 as prioritized by countries.

Table 6. Cumulative Distribution of GEF Resources by International Waters Focal Area Objectives and Programs for GEF 6 and contributions to achieving the Aichi Biodiversity Targets during the reporting period (July 1, 2014-June 30, 2016) ¹⁶

International Waters Objective and Program	Aichi Biodiversity Targets	GEF Project Grant (\$ million)	Cofinancing (\$ million)	Total resources (\$ million)
IW 3 Program 7: Foster Sustainable Fisheries	Target 6	54.6	418.9	473.5

¹⁵ These figures do not include agency fees or project preparation grant amounts as these amounts cannot be associated with particular LDCF objectives or Aichi Targets.

¹⁶ These figures do not include agency fees or project preparation grant amounts as these amounts cannot be associated with particular GEF IW programs or Aichi Targets.

Integrated Approach Pilots

19. The GEF Integrated Approach Pilots (IAPs) were introduced in GEF-6 to test delivery of a more integrated approach that address discrete, time-bound global environment challenges whose resolution are closely aligned with targets and goals of the MEAs which GEF serves as a financial mechanism. As noted in the GEF-6 Biodiversity Strategy, two integrated approach pilots were most closely aligned with the Aichi Biodiversity Targets: *Taking Deforestation out of Commodity Supply Chains* and *Fostering Sustainability and Resilience for Food Security in Africa*. Table 7 below depicts the contribution of GEF IAPs to the Aichi Biodiversity Targets. The IAP on commodity supply chains provides the most direct contribution to the Strategic Plan for biodiversity. The IAP on Food Security makes a less robust contribution to the Aichi Biodiversity Targets. Hence, we present the IAP on Food Security for information purposes only and note that it has an indirect contributions to the Aichi Targets, and do not include it in our overall reporting. Table 7 below depicts the direct and indirect contribution of GEF IAP resources to achieving the Aichi Biodiversity Targets 4, 5, 7, 13, and 14.

Table 8. Cumulative Distribution of the IAP Resources and Contributions to Achieving the Aichi Biodiversity Targets during the Reporting Period (July 1, 2014-June 30, 2016) ¹⁷

Integrated Approach Pilot	Aichi Biodiversity Targets	GEF Project Grant (\$ million)	Cofinancing (\$ million)	Total resources (\$ million)
Taking Deforestation out of Commodity Supply Chains	Targets 4,5,7 and 14 (direct contributions)	40.3 million (35 million provided by the biodiversity focal area set aside)	443.20	483.5
Fostering Sustainability and Resilience for Food Security in Africa	Target 7 and 13 (indirect contributions)	106.36 million (10 million provided by the biodiversity focal area set aside)	805.36	911.72

Non-grant Instrument

20. During the GEF-6 replenishment negotiations, and as reflected in the GEF-6 Policy Recommendations and subsequent Council decisions, it was agreed to expand the use of non-grant instruments, in view of the contributions these can make to leverage capital from private sector, to long-term financial sustainability through their potential for generating reflows, as well as the usefulness of assessing the demand for non-grant instruments for the public sector in GEF recipient countries. Consequently, a special set-aside was established for a Non-Grant Instrument Pilot Program (NGI Pilot). Two projects have been approved that make direct contributions to Aichi Biodiversity Targets 6, 10 and 16 as presented in Table 8 below.

¹⁷ These figures do not include agency fees or project preparation grant amounts as these amounts cannot be associated with particular Aichi Targets.

Table 8. Cumulative Distribution of GEF Resources by the NGI Pilot and Contributions to Achieving the Aichi Targets during the Reporting Period (July 1, 2016 to June 30, 2016)¹⁸

NGI Pilot Project	Biodiversity Objective and Program	Aichi Biodiversity Targets	GEF Project Support (\$ million)	Cofinancing (\$ million)	Total resources (\$ million)
Impact Investment in Support of the Implementation of the Nagoya Protocol on Access and Benefit Sharing	BD-3 Program 8: Implement the Nagoya Protocol on ABS	Target 16	10	48.3	58.3
The Meloy Fund: A fund for sustainable small-scale fisheries in SE Asia	BD-3, Program 6: Ridge to Reef+: Maintaining Integrity and Function of Globally Significant Coral Reef Ecosystems	Targets 6 and 10	6	35.19	41.19
Totals			16	83.49	99.49

Small Grants Programme

21. During the reporting period, through the release of the first \$70 million of core resources, the Small Grants Programme (SGP) is developing a range of multi-focal area projects which contribute directly to the implementation of Aichi biodiversity targets 1, 5, 6, 7, 8, 10, 11, 13, 14, 15, 16 and 18. The SGP has also mobilized \$16.3 million in co-financing from the International Climate Initiative (IKI) of the Federal Ministry of the Environment and Nuclear Safety of the Government of Germany (BMUB) in support of Aichi targets 11, 14 and 18.
22. Building on its baseline of support achieved in earlier GEF phases, the SGP occupies a strategic niche with regards to (i) the recognition of the traditional knowledge, innovations and practices of indigenous peoples and local communities (IPLCs) as addressed by the CBD Working Group on the Implementation of Article 8j (traditional knowledge) and 10c (customary use); as well as (ii) the role of indigenous peoples' and community conserved territories and areas (ICCAs) towards the achievement of Aichi target 11 which refers to government managed/governed protected areas (PAs), as well as "other effective area-based conservation measures" (OECMs) which includes ICCAs

¹⁸These figures do not include agency fees or project preparation grant amounts as these amounts can't be associated with particular GEF biodiversity programs or Aichi Targets.

and privately-run protected and/or conserved areas. With regards to target 15 (ecosystem resilience), with \$12 million of co-financing support from the Government of Australia, the SGP continues to serve as a delivery mechanism for a global support programme for Community-Based Adaptation (CBA) in 37 out of the 38 SIDS at the global level; as well as for 20 countries in support of socio-ecological resilience of production landscapes (SEPLs) with \$10 million in support from the Government of Japan 'Satoyama Initiative'. In relation to target 16 (Nagoya Protocol), the SGP has established a partnership with the multi-partner ABS Capacity Development Initiative with regards to the dissemination of awareness on the Nagoya Protocol amongst IPLCs at the local level with projects underway in at least six countries (Benin, Cameroon, Federated States of Micronesia, Malaysia, Niger, Vanuatu).

Overall GEF Contributions to Achieving the Aichi Biodiversity Targets

23. Table 9 presents a summary of all contributions to achieving the Aichi Biodiversity Targets through various funding streams during the first two years of GEF-6. In sum, \$901 million of GEF resources have leveraged \$4.89 billion of cofinancing; a ratio of 1:5. This has resulted in a grand total of \$5.7 billion being invested towards the implementation of the Strategic Plan and achieving the Aichi Biodiversity Targets in the first two years of GEF-6.
24. Of the \$901 million invested, 47% comes from the biodiversity focal area STAR allocations, and the remaining 53% of resources come from the biodiversity focal area set aside and other funding streams within the GEF as presented and explained in the previous tables and text.
25. This is a consistent pattern with funding trends during GEF-5. We estimate that by the end of GEF-6 funding levels supporting the implementation of the Strategic Plan for Biodiversity may range from \$1.6 to \$1.8 billion and at current cofinance ratios leverage an additional \$9-\$12 billion with a grand total exceeding \$10 billion.

Table 9. Cumulative Direct Contribution of all GEF Resources to the Strategic Plan for Biodiversity 2011-2020 and the Aichi Biodiversity Targets from July 1, 2014 to June 30, 2016¹⁹

Funding Source	GEF grant (\$ million)	% of GEF total grant funding contributions	Cofinance (\$ million)	% of co- financing contributions	Total (GEF grant and cofinance) (\$ million)	% of total (GEF and cofinance)
Biodiversity Focal Area STAR allocations	419.67	47%	2296	47%	2715.67	47%
SFM Program	174.4	19%	877.4	18%	1051.8	18%
Climate Change Mitigation	76.4	8%	486.6	10%	563	10%
International Waters Focal Area	54.6	6%	418.9	9%	473.5	8%
Integrated Approach Pilot (Commodity Supply Chains)	40.3	4%	443.20	9%	483.5	8%
Non-grant instrument Pilot (NGI)	16	2%	83.49	2%	99.49	2%
LDCF	83.9	9%	248.5	5%	332.4	6%
Small Grants Programme	35.96	4%	35	1%	70.96	1%
Totals	901.23		4889.09		5790.32	

¹⁹ These figures do not include agency fees or project preparation grant amounts as these amounts cannot be associated with particular GEF biodiversity programs or Aichi Targets.

II) GEF Response to Guidance from CBD COP 12

26. Table ten below provides an update on GEF's response to guidance provided at COP 12 in Decisions XII/30.

Table 10: GEF's Response to Guidance Contained in Decisions Adopted by CBD COP 12 Decision XII/30

COP Decision	GEF's Response
<i>B. Fourth review of the effectiveness of the financial mechanism</i>	
<p><i>Invites</i> the Global Environment Facility to take the following action in order to further improve the effectiveness of the financial mechanism:</p> <p>(a) Enhance its catalytic role in mobilizing new and additional financial resources while not compromising project goals;</p> <p>(b) In collaboration with the Global Environment Facility agencies and Parties, continue to streamline the project cycle as suggested by the Independent Evaluation Office of the Global Environment Facility in the fifth Overall Performance Study;²⁰</p> <p>(c) Coordinate with the Secretariat of the Convention on Biological Diversity on how to better measure progress in achieving the Aichi Biodiversity Targets by initiatives supported by the Global Environment Facility, taking into account the agreed GEF-6 portfolio-level indicators;</p>	<p>(a) GEF continues to enhance its catalytic role in mobilizing resources including the strategic use of multi-focal area investments to leverage resources from other partners. Usage of the biodiversity focal area country allocation has reached \$454.9 million which leveraged \$2.296 billion of cofinancing. Overall resource flow, (including the biodiversity focal area resources) to support implementation of the Strategic Plan for Biodiversity 2011-2020, as presented in Table 9, reached \$901 million which leveraged a total of \$4.889 billion of cofinancing for a total amount of \$5.79 billion.</p> <p>(b) Streamlining the project cycle is an ongoing process. At the October 2014 Council Meeting decisions were made to streamline the Programmatic Approach and to implement a project cancellation policy.</p> <p>(c) At a meeting with the CBD Secretariat (CBDSEC) in July 2015, the GEF Secretariat (GEFSEC) proposed that for the COP report, GEF would provide reports on resource programming that is mapped to the programs of the GEF-6 biodiversity strategy and the Aichi Targets.</p> <p>As GEF-6 is implemented, and projects are submitted for CEO Endorsement with the GEF tracking tools that measure progress against the</p>

²⁰ See www.thegef.org/gef/OPS5.

COP Decision	GEF's Response
<p>(d) Explore ways to balance the comprehensiveness and conciseness of the report of the Global Environment Facility, acknowledging the need to demonstrate progress in programming resources towards achievement of the Aichi Biodiversity Targets;</p> <p>(e) Make available a preliminary draft of its report to the Conference of the Parties, particularly focusing on the response of the Global Environment Facility to previous guidance from the Conference of the Parties, to the Subsidiary Body on Implementation prior to the meeting of the Conference of the Parties at which the report will be formally considered, with a view to promoting effective and timely consideration of the information provided in the report;</p>	<p>GEF-6 portfolio level indicators, the GEF Secretariat will communicate with the CBD Secretariat on how the current GEF tracking tools will measure progress and contributions to the Aichi Biodiversity Targets.</p> <p>(d) GEF will streamline reporting for COP XIII, building on the most recent report for COP XII which itself was a streamlined report from previous COPs.</p> <p>(e) GEF provided a preliminary draft report to the SBI-1 meeting.</p>
<p><i>Encourages</i> the Executive Secretary and the Chief Executive Officer of the Global Environment Facility to continue to strengthen inter-secretariat cooperation and collaborate with the Independent Evaluation Office of the Global Environment Facility and the Global Environment Facility agencies;</p>	<p>The GEF CEO welcomes this guidance and will continue to strengthen cooperation with the CBD Secretariat. The first result of this cooperation has been the joint workshop delivery by CBDSEC and GEFSEC prior in 13 Extended Constituency Workshops (ECWs) presented during 2015 that covered all regions and countries that are eligible for GEF support to implement the CBD. During these workshops, GEFSEC reviewed Programming Opportunities to Implement the Strategic Plan for Biodiversity 2011-2020 through the GEF-6 Biodiversity Strategy and other Programming Windows during GEF-6. The GEFSEC objective of these meetings was to help participants, (CBD and GEF Focal Points) understand the full breadth of opportunities available within the GEF-6 biodiversity strategy, as well as through other GEF program areas that will allow countries to implement their obligations under the Strategic Plan for Biodiversity 2011-2020 and other recent COP decisions. CBDSEC reviewed financial reporting requirements, and progress in</p>

COP Decision	GEF's Response
	<p>implementing the Strategic Plan for Biodiversity 2011-2020.</p> <p>In 2016, building on the relationship established in the collaboration in the 2015 ECWs, the CBD Secretariat, took the initiative to propose that a joint session on synergies and ecosystem-based approaches to adaptation and mitigation be presented in 10 ECWs this year. On the basis of this initiative GEFSEC has brought in the other Convention Secretariats to pilot an ECW session on synergy and integration in March 2016 with the participation of the CBD, UNFCCC, UNCCD and Stockholm Convention and the Interim Secretariat of the Minamata Convention, marking the first time that these Secretariats are participating together within the ECW program.</p>
<p><i>Requests</i> the Global Environment Facility to indicate in its report to the thirteenth meeting of the Conference of the Parties, how it plans to respond to the report on the first determination of funding requirements, noted in decision XI/5, pursuant to paragraph 5.2 of the Memorandum of Understanding;</p>	<p>The GEF will duly consider the report on the first determination of funding requirements in the context of the replenishment process for GEF-7.</p>
<p><i>Welcomes</i> the creation of programmes 5 and 8 in the GEF-6 biodiversity focal area strategy, reflecting the importance of the Cartagena and the Nagoya Protocols, and <i>invites</i> Parties to prioritize projects accordingly;</p>	<p>Noted. See references below to programming in these areas to date.</p>
<p>C. Cartagena Protocol on Biosafety</p> <p><i>Taking note of</i> decision BS-VII/5, <i>invites</i> the financial mechanism to implement the following guidance²¹ considered and adjusted by the Conference of the Parties for consistency with Article 21 of the Convention:</p> <p>(a) To support, in view of the experience gained during the second national reporting process, the following activities within the</p>	<p>Program 5 of the GEF-6 biodiversity strategy, "Implementing the Cartagena Protocol on Biosafety", provides ample latitude for countries to seek support for these activities (a-b, d-g) using resources from their country allocation.</p> <p>To date, only one project (Malaysia: Institutional Capacity to Enhance Biosafety Practices in Malaysia) totalling \$995,000 has been submitted for support in biosafety in GEF-6.</p>

²¹ Guidance received from the seventh meeting of the Conference of the Parties serving as the meeting of the Parties to the Cartagena Protocol on Biosafety is contained in section II of appendix I of the decision.

COP Decision	GEF's Response
<p>Biodiversity Focal Area Set Aside for eligible Parties, in particular those that have reported to the Compliance Committee difficulties in complying with the Protocol, with a view to fulfilling their national reporting obligation under the Protocol:</p> <ul style="list-style-type: none"> (i) Preparation of the third national reports under the Cartagena Protocol on Biosafety, in accordance with paragraph 2 (g) of decision BS-VI/5; (ii) Preparation, by Parties that have not yet done so, of their first national reports under the Cartagena Protocol on Biosafety, in accordance with decision BS-V/14; <p>(b) To support the following activities of eligible Parties within Programme 5 on Implementing the Cartagena Protocol on Biosafety under the Biodiversity Focal Area:</p> <ul style="list-style-type: none"> (i) Implementation of national biosafety frameworks, in accordance with paragraph 2 (h) of decision BS-VI/5; (ii) Supporting capacity-building activities in the thematic work related to the Strategic Plan for Biodiversity 2011-2020, taking into account the capacity-building needs of eligible Parties; (iii) Supporting the ratification and implementation of the Nagoya – Kuala Lumpur Supplementary Protocol on Liability and Redress, including, inter alia, capacity-building, information sharing and awareness-raising activities; 	<p>GEF provided expedited support in May-June 2015 to three regional projects for all GEF-eligible parties totalling \$3.964 million of GEF resources for the preparation of the third national reports using funds from the biodiversity focal area set aside.</p> <p>During the course of the jointly-delivered CBDSEC and GEFSEC workshops that were part of the ECWs for 2015, the GEF SEC emphasized the biosafety programming opportunities for countries under Program 5.</p>

COP Decision	GEF's Response
<p>(c) To consider mechanisms for:</p> <ul style="list-style-type: none"> (i) Supporting the updating and finalization of national biosafety frameworks; (ii) Facilitating access to Global Environment Facility funding for projects supporting the implementation of the Cartagena Protocol on Biosafety; (iii) Increasing the level of utilization of Global Environment Facility funding for biosafety; <p>and report to the Conference of the Parties at its thirteenth meeting;</p> <p>(d) To promptly address the need for capacity-building for the use of the Biosafety</p> <p>Clearing-House of all eligible Parties not yet supported;</p> <p>(e) To support Parties in the collection of national data and conducting consultations on the third national reports;</p> <p>(f) To provide support to implement the capacity-building activities referred to in paragraph 13 of decision BS-VII/12 on risk assessment and risk management;</p> <p>(g) To support capacity-building activities on socioeconomic considerations as specified in paragraphs 2 (n) and (o) of decision BS-VI/5 (appendix II to decision XI/5 of the Conference of the Parties);</p>	

COP Decision	GEF's Response
<p><i>D. Nagoya Protocol on access and benefit sharing</i></p> <p><i>Taking note</i> of decision NP-1/6, <i>invites</i> the financial mechanism to implement the following guidance²² considered by the Conference of the Parties:</p> <p><i>Policy and strategy</i></p> <p><i>Takes note</i> of the consolidated guidance to the financial mechanism related to policy and strategy adopted in decision X/24, and <i>invites</i> the Conference of the Parties to review, and as appropriate, revise this guidance to</p> <p>take into account new developments such as the entry into force of the Nagoya Protocol;</p> <p><i>Programme priorities</i></p> <p><i>Requests</i> the Global Environment Facility:</p> <p>(a) To support activities contained in the guidance that the Conference of the Parties provided to the Global Environment Facility in its decision XI/5, annex, appendix 1;</p> <p>(b) To make financial resources available with a view to assisting eligible Parties in preparing their national reports;</p> <p>(c) To support activities related to implementing the awareness-raising strategy for early action on Article 21 of the Protocol;</p> <p><i>Sixth replenishment of the Global Environment Facility (GEF 6)</i></p> <p><i>Requests</i> the Global Environment Facility and its agencies to give due consideration to multi-focal area projects under the “integrated approach pilots” and other biodiversity focal area programmes that include access and benefit-sharing related activities;</p>	<p>Program 8, “Implementing the Nagoya Protocol on ABS”, provides ample opportunity for countries to seek support for these activities using resources from their country allocation.</p> <p>To date, a total of \$9.8 million of GEF resources has been programmed from the biodiversity focal area to implement the Nagoya Protocol through 3 projects in 3 countries: Nepal, Peru, and South Africa. These three projects leveraged \$33.9 million in cofinancing.</p> <p>In addition, the Non-Grant Instrument (NGI) pilot provided \$10 million for a regional project in Latin America “Impact Investment in Support of the Implementation of the Nagoya Protocol on Access and Benefit Sharing”. This project leveraged \$48.3 million in cofinancing resulting in an overall investment of \$58.3 million.</p> <p>Therefore, to date, a total of \$19.8 million leveraging \$92.2 million in cofinancing for a total of \$112.05 million has been invested to support implementation of the Nagoya Protocol in the reporting period.</p> <p>At such time when a national report is required GEF will provide expedited support for the preparation of the first national report using funds from the biodiversity focal area set aside.</p> <p>GEF duly considers any multi-focal area projects that incorporate access and benefit-sharing related activities; however, to date in GEF-6 requests to GEF have focused on targeted investments to implement the Nagoya Protocol.</p>

²² The guidance received from the first meeting of the Conference of the Parties serving as the meeting of the Parties to the Nagoya Protocol on access and benefit-sharing is contained in appendix II of that decision.

COP Decision	GEF's Response
<p>E. Other guidance to the financial mechanism</p> <p>Customary sustainable use</p> <p><i>Invites</i> Parties, other Governments, international organizations, programmes and funds, including the Global Environment Facility, to provide funds and technical support to developing country Parties and indigenous and local communities for implementation of programmes and projects that promote customary sustainable use of biological diversity;</p> <p>Marine and coastal biological diversity</p> <p><i>Recalling</i> paragraph 20 of decision X/29 and taking into account paragraph 7 of Article 20 of the Convention, as appropriate, <i>invites</i> the Global Environment Facility to continue to extend support for capacity-building to developing countries, in particular the least developed countries and small island developing States, as well as countries with economies in transition, in order to further accelerate existing efforts towards achieving the Aichi Biodiversity Targets in marine and coastal areas;</p>	<p>GEF will provide funds for said activities when incorporated into and relevant for achieving objectives of projects aligned with the GEF-6 biodiversity strategy.</p> <p>GEF-6 biodiversity strategy programs one, two, six and nine aim to support efforts to achieve the Aichi Biodiversity Targets in marine and coastal areas for all GEF-eligible countries. Please see Tables 3, 6 and 8 of this report for the status of programming of resources to accelerate efforts towards achieving the Aichi Biodiversity Targets in marine and coastal areas.</p> <p>The Coastal Fisheries Initiative (CFI) (GEF: \$33.7 million, cofinance: \$201.5 million) that was approved during the June 2015 Work Program has been developed to demonstrate and promote more holistic processes and integrated approaches leading to sustainable use and management of coastal fisheries complementing the GEF multi-country Large-Marine Ecosystem (LME) approach. Participating countries include Cape Verde (SIDS), Ecuador, Ivory Coast, Indonesia, Peru, and Senegal (LDC). The CFI will make a significant contribution to the Aichi Biodiversity Target 6 on sustainable fisheries, Target 10 on coral reefs, and Target 11 on protected areas. The CFI was supported with \$26.69 million from the International Waters Focal Area, and the remaining amount came from country STAR allocations in biodiversity focal area.</p> <p>In addition, the International Waters Focal Area, through its Program 7 on Sustainable Fisheries, has provided an additional \$27.9 million to projects focused on fostering sustainable fisheries which leveraged \$217.4 million in cofinance in GEF-6.</p> <p>GEF-6 biodiversity program 9 on biodiversity mainstreaming provides the window for</p>

COP Decision	GEF's Response
<p>Biodiversity and tourism development</p> <p><i>Invites</i> the Global Environment Facility and other donors, as appropriate, to continue to provide funding to support sustainable tourism that contributes to the objectives of the Convention;</p>	<p>countries to mainstream biodiversity considerations into tourism operations impacting globally significant biodiversity. Only a few projects of this kind have been formally presented thus far in GEF-6, but upstream consultations have occurred with some countries on comprehensive national level projects on sustainable tourism.</p> <p>Projects approved in GEF-6 with significant tourism components include:</p> <p>1) Integrating biodiversity safeguards and conservation into development in Palau, GEF grant: Project total – \$4.38 million, Co-finance – 17.58 million.</p>

III) Progress Report on GEF-6 Corporate Results and Targets Relevant to the CBD

27. As part of the GEF-6 Replenishment Agreement, a series of corporate targets were agreed. Table 11 and Figure 2 below provides the cumulative targets presented in GEF Council approved concepts (Project Information Forms-PIFs) during the reporting period from July 1, 2014 to June 30, 2016 on the most relevant targets to the CBD and the Strategic Plan for Biodiversity 2010-2020. The cumulative targets represent key expected outcomes from these projects.

Figure 2. Progress towards GEF-6 Corporate Targets

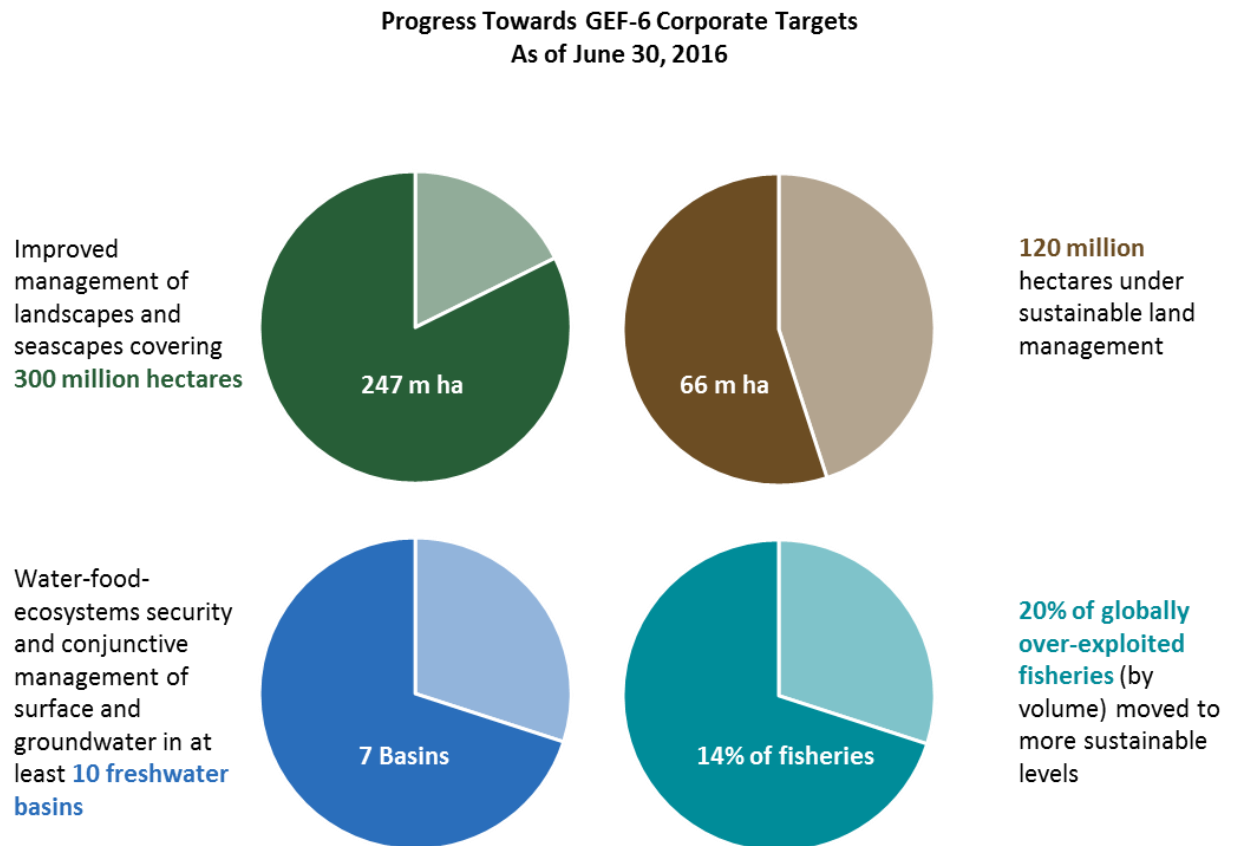


Table 11. Progress towards GEF-6 Replenishment Targets during the Reporting Period

Indicators	Target	Expected Results	Completion Rate
Maintain globally significant biodiversity and the ecosystem goods and services that it provides to society			
Landscapes and seascapes under improved management for biodiversity conservation (million hectares)	300	247	82%
Sustainable land management in production systems (agriculture, rangelands and forest landscapes)			
Production landscapes under improved management (million hectares)	120	66	55%
Promotion of collective management of transboundary water systems and implementation of the full range of policy, legal, and institutional reforms and investments contributing to sustainable use and maintenance of ecosystem services			
Number of freshwater basins in which water-food-energy-ecosystem security and conjunctive management of surface and groundwater is taking place	10	7	70%
Globally over-exploited fisheries moved to more sustainable levels (percent of fisheries, by volume)	20	14	69%

IV. Monitoring and Evaluation Results

A. Portfolio Monitoring Results

28. GEF projects under implementation are assessed as to whether they are achieving the development/global environment objectives (DO) of the project and their respective implementation progress (IP) according to the following rating system:

- **Highly satisfactory (HS).** The project had no shortcomings in the achievement of its objectives in terms of relevance, effectiveness, or efficiency;
- **Satisfactory (S).** The project had minor shortcomings in the achievement of its objectives in terms of relevance, effectiveness, or efficiency;
- **Moderately satisfactory (MS).** The project had moderate shortcomings in the achievement of its objectives in terms of relevance, effectiveness, or efficiency;
- **Moderately unsatisfactory (MU).** The project had significant shortcomings in the achievement of its objectives in terms of relevance, effectiveness, or efficiency;
- **Unsatisfactory (U).** The project had major shortcomings in the achievement of its objectives in terms of relevance, effectiveness, or efficiency; and
- **Highly unsatisfactory (HU).** The project had severe shortcomings.

29. GEF's corporate goal is to have at least 75% of projects achieving ratings of moderately satisfactory or higher. Within the biodiversity portfolio of 228 projects that are currently under implementation from previous GEF phases, 210 projects (92%) are achieving their global environment objectives at a rating of moderately satisfactory (MS) or higher, with 149 (65%) of the total achieving ratings of Satisfactory or Highly Satisfactory. In terms of implementation progress, 206 projects (90%) are achieving implementation progress ratings of MS or higher, with 144 (63%) of the total achieving ratings of Satisfactory or Highly Satisfactory.

B. Results from the GEF Independent Evaluation Office

GEF ANNUAL PERFORMANCE REPORT 2014

30. Of the 378 completed biodiversity projects approved from GEF-1 through GEF-4, 85% had overall outcome ratings of moderately satisfactory or higher. However, a greater percentage of climate and chemical focal area projects had higher sustainability ratings than biodiversity, land degradation, and multifocal projects²³. Among focal areas, projects from the biodiversity focal area were slightly more likely to have terminal evaluation lessons noting overambitious objectives compared to projects from other focal areas (17 percent vs 11 percent), with the difference statistically significant at a 95 percent confidence level.

²³ Sustainability ratings are forward-looking, predictive assessments of the likelihood that project outcomes will be sustained, based on evaluators' assessments of risks to sustainability, and therefore do not reflect actual sustainability.

JOINT GEF-UNDP EVALUATION OF THE SMALL GRANTS PROGRAMME

31. To date, the SGP has provided about 16,064 small grants, with a strategic preference historically given to biodiversity projects, which constitute the larger share of the global SGP portfolio. However, the percentage of resources allocated to biodiversity SGP projects has decreased (from 55 percent in the early phases, to 44 percent in Operational Phase 4 and 38 percent in Operational Phase 5 to date) in favor of increases in cross-cutting capacity development, land degradation, and climate change. The SGP evaluation team visited a wide selection of grant projects in the biodiversity focal area. Some interventions in Peru led to the restoration of populations that had been depleted due to their low economic value (e.g., color alpacas, native potatoes, native beans), overexploitation (Liza fish), or habitat destruction (river shrimp). In Jordan, projects in this focal area emphasized sustainable agriculture. For example, the two projects Sustainable Agriculture and Fifa Protected Area and Organic Crops Production and Environmental Conservation led to the establishment of community-managed special conservation areas. In Mongolia, a community-based forest management project in Mandal Soum helped conserve 3,113 hectares of forest area by protecting it from illegal logging and establishing a tree nursery. An endangered species conservation project in Panama contributed to the conservation of sea turtles in Cambutal, Los Santos through a conservation awareness campaign, establishment of patrols during turtle arrival hours, and egg nesting facilities in selected beach areas.

COUNTRY PORTFOLIO EVALUATIONS

32. In 2014, the GEF country portfolios of Eritrea, Sierra Leone and Tanzania were evaluated. These included a total of 19 biodiversity projects across the three countries. In Eritrea, the research unit within the Ministry of Marine Resources established with support from the Conservation Management of Eritrea's Coastal, Marine and Island Biodiversity project is now mainstreaming its research in other institutions, including universities abroad, providing valuable information exchange. The Eastern Arc Mountains forests project in Tanzania obtained SGP funding to promote butterfly farming as an income-generating activity around Amani Nature Reserves, in order to reduce pressure on forest products. This initiative promoted butterfly farming in the Eastern Usambara Mountains, resulting in butterfly farmers and their communities conserving natural forests to protect host plants for butterfly farming. This has been successfully replicated by the GEF full sized projects implemented near Jozani-Chwaka Bay National Park. In Sierra Leone, interaction with other donor projects was particularly noted for biodiversity projects.
33. Since 1995, GEF has supported a number of strategic initiatives to preserve biodiversity and to strengthen the institutional capacities of Morocco through several enabling activities and nine biodiversity projects. Important legal, institutional, and technical changes were put in place for co-management of forest resources. GEF-supported protected areas were found to be better-protected relative to non-protected areas through remote sensing analysis.

34. Tajikistan has implemented nine biodiversity projects as well. The evaluation found that GEF support to Tajikistan to biodiversity conservation has been significantly more effective in protected areas management and biosafety legislation than in other focal areas. It has resulted in the strengthening protected area management system in Tajikistan; GEF-supported protected area management plans have been replicated in other PAs in the country. Biodiversity SGP projects have been effective specifically in exploring how to build links between the environmental, social and economic aspects of sustainable development at the local level.
35. In all countries, GEF support contributed to the development of NBSAPs and the submission of their first national reports to the CBD.

IMPACT EVALUATION OF GEF SUPPORT TO PROTECTED AREAS AND PROTECTED AREA SYSTEMS

36. This evaluation assessed the impact of GEF investments in non-marine protected areas (PAs) and PA systems on biodiversity conservation and sustainable use. The GEF IEO and the UNDP IEO undertook this evaluation jointly. The evaluation combines new methods and approaches to assess the impact of GEF support. It found that over the past 24 years, the GEF has provided US\$ 3.4 billion in grants to 618 projects, matched by US\$ 12.0 billion in cofinancing, to help protect almost 2.8 million km² of the world's non-marine ecosystems²⁴. Support has been given to at least 1,292 non-marine PAs in 137 countries, and to the PA systems or subsystems of 57 countries²⁵. Of the supported PAs, 58% are classified as key biodiversity areas—the highest scientific standard for designating global biodiversity significance; the remainder have other international designations for ecological and cultural value (31 %), or designations of local or national importance (11%).
37. Since the pilot phase, GEF strategies have increasingly targeted development pressures beyond the PAs. GEF support is contributing to biodiversity conservation by helping to lower habitat loss in PAs as indicated by less forest cover loss in GEF-supported PAs compared to PAs not supported by GEF. GEF-supported PAs also generally show positive trends in species populations, and reduced pressures to biodiversity at the site level. Through interventions at the PA level, GEF support is helping catalyze gradual changes in governance and management approaches that help to reduce biodiversity degradation. GEF is contributing to large-scale change in biodiversity governance in countries by investing in PA systems, including legal frameworks that increase community engagement. Interventions have helped build capacities that address key factors affecting biodiversity conservation in PAs, mainly in the areas of PA

²⁴ These data are as of May 28, 2015. Dollar values have been adjusted for inflation at 2015 rates.

²⁵ The PAs were identified from Management Effectiveness Tracking Tool (METT) assessments submitted as of January 2013, and from project documents that were either endorsed or approved by the GEF Chief Executive Officer (CEO) as of April 2015. They do not include PAs supported by the GEF but not registered in the World Database on Protected Areas, or not explicitly identified in project documents or METT assessments. Number of PA systems/ subsystems supported is based on projects CEO-endorsed in 2008 and earlier.

management, support from local populations, and sustainable financing. However, sustainable financing remains a concern. While sharing important characteristics with governments and other donors, GEF support allows adaptability and higher likelihood of broader adoption in cases where it pays particular attention to three key elements in combination: long-term engagement, financial sustainability, and creation of links across multiple approaches, stakeholders and scales.

38. The evaluation recommended that when deciding on which areas to support, GEF should consider not only biodiversity values as criteria, but also increasingly important considerations such as climate change vulnerability and ecological impacts of climate change. In terms of community engagement, it was recommended that when implementing interventions meant to generate socioeconomic benefits for communities affected by restrictive forest use, attention needs to be given to the risks of unequal distribution of costs and benefits of PA management interventions. Such inequity can create tension among communities as well as negative attitudes that result in more rather than less environmentally destructive behavior. Especially important are livelihood interventions that contribute to or do not undermine biodiversity conservation and sustainable use. The aim of these interventions are specifically to reduce local pressures on biodiversity stemming from adverse local socioeconomic conditions.
39. Another recommendation was for GEF to invest more in interventions that enable dialogue and joint decision-making not only among multiple stakeholders directly affected at the site, but also representing different sectors and operating at different scales – local governments, national ministries, regional trade associations, etc. – that tend to have conflicting development priorities and management objectives with regards to forest conservation. At the minimum, these would be stakeholders undertaking activities that are the drivers of forest change, such as those involving environmental protection, natural resource use (e.g. water, land, and energy), economic development, and infrastructure development.
40. Finally, the evaluation also advised for GEF to reduce the monitoring burden on projects, countries and agencies by adopting a mixed methods approach to results monitoring that draws on geospatial technology, global databases, and locally gathered information. It recommended the establishment of long-term partnerships for biodiversity and socioeconomic monitoring with country institutions that already have this as their mandate. This would allow results of projects within a country to be monitored consistently and analyzed periodically before, during and beyond the life of a project. Local and national databases developed through these partnerships can then feed into global databases.

List of Annexes

ANNEX 1: LIST OF ALL PROJECTS and PROGRAMS APPROVED DURING THE REPORTING PERIOD

ANNEX 1: LIST OF ALL PROJECTS and PROGRAMS APPROVED DURING THE REPORTING PERIOD²⁶

A) FULL-SIZED PROJECTS and PROGRAMS APPROVED UNDER the BIODIVERSITY FOCAL AREA (amounts in \$US)²⁷

GEF ID	Country	Agency	Project Name	GEF Total	Cofinance	Total Project Cost
9402	Antigua And Barbuda	UNEP	The Path to 2020 - Antigua and Barbuda National Strategy for Conservation of Threatened Species (PROSPECIES)	2,820,477	5,500,000	8,320,477
9271	Brazil	Funbio	Establish a Network of National Important Agricultural Heritage Sites (NIAHS)	13,735,000	45,000,000	58,735,000
9068	Chile	FAO	Mitigating Key Sector Pressures on Marine and Coastal Biodiversity and Further Strengthening the National System of Marine Protected Areas in Djibouti	3,196,347	21,670,000	24,866,347
9215	Djibouti	UNDP	Building Capacities to Address Invasive Alien Species to Enhance the Chances of Long-term Survival of Terrestrial Endemic and Threatened Species on Taveuni Island and Surrounding Islets	2,922,374	11,640,000	14,562,374
9095	Fiji	UNDP	Coordinate Action and Learning to Combat Wildlife Crime	3,652,968	14,260,093	17,913,061
9211	Global	World Bank/ UNDP	Securing the Future of Global Agriculture in the Face of Climate Change by Conserving the Genetic Diversity of the Traditional Agro-ecosystems of Mexico	7,183,486	58,000,000	65,183,486
9380	Mexico	FAO	Conservation and Sustainable Use of Biological Diversity in Priority Landscapes of Oaxaca and Chiapas	5,479,452	36,200,000	41,679,452
9445	Mexico	CI	Effective Implementation of the Access and Benefit Sharing and Traditional Knowledge Regime in Peru in accordance with the Nagoya Protocol	7,339,450	47,340,000	54,679,450
8025	Peru	UNEP		2,290,000	8,665,800	10,955,800

²⁶ Please note that all documentation for each project can be found through the GEF ID hyperlink.

²⁷ All figures in the tables include PPGs but not Agency fees.

9408	Regional	UNEP	Preventing COSTS of Invasive Alien Species (IAS) in Barbados and the OECS Countries	3,881,278	6,627,412	10,508,690
9073	South Africa	DBSA	Unlocking Biodiversity Benefits through Development Finance in Critical Catchments	7,339,450	30,500,000	37,839,450
9255	South Africa	UNDP	Development of Value Chains for Products derived from Genetic Resources in Compliance with the Nagoya Protocol on Access and Benefit Sharing and the National Biodiversity Economy Strategy	6,392,694	22,215,042	28,607,736
9233	Turkey	UNDP	Addressing Invasive Alien Species Threats at Key Marine Biodiversity Areas	3,494,654	12,000,000	15,494,654

B) FULL-SIZED NON-GRANT PROJECTS APPROVED WHICH CONTRIBUTE TO THE CBD (amounts in \$US)²⁸

GEF ID	Agency	Country	Project Name	GEF Total	Cofinance	Total Project Cost
9058	IADB	Regional	Impact Investment in Support of the Implementation of the Nagoya Protocol	10,070,000	48,300,000	58,370,000
9370	CI	Regional	The Meloy Fund : A Fund for Sustainable Small-scale Fisheries in SE Asia	6,200,000	35,199,864	41,399,864

²⁸ All figures in the tables include PPGs but not Agency fees.

C) MEDIUM-SIZED PROJECTS APPROVED UNDER THE BIODIVERSITY FOCAL AREA (amounts in \$US)²⁹

GEF ID	Country	Agency	Project Name	GEF Total	Cofinance	Total Project Cost
9289	Albania	UNDP	Enhancing Financial Sustainability of the Protected Area System	1,420,000	7,020,000	8,440,000
6990	Bosnia-Herzegovina	UNEP	Achieving Biodiversity Conservation through Creation, Effective Management and Spatial Designation of Protected Areas and Capacity Building	1,442,922	7,190,000	8,632,922
9347	Global	UNEP	Support to Eligible Parties for the Revision of NBSAPs and Development of the Fifth National Report to the CBD (Phase III)	968,000	830,000	1,798,000
9111	Malaysia	UNEP	Institutional Capacity to Enhance Biosafety Practices in Malaysia	995,000	2,986,500	3,981,500
9352	Nepal	IUCN	Strengthening Capacities for Implementation of the Nagoya Protocol in Nepal	1,376,147	3,068,574	4,444,721
9118	Regional	UNEP	Support to Preparation of the Third National Biosafety Reports to the Cartagena Protocol on Biosafety – Africa Region	1,368,550	1,225,000	2,593,550
9120	Regional	UNEP	Support to Preparation of the Third National Biosafety Reports to the Cartagena Protocol on Biosafety - Asia Pacific Region	1,099,050	995,000	2,094,050
9119	Regional	UNEP	Support to Preparation of the Third National Biosafety Reports to the Cartagena Protocol on Biosafety - GRULAC and CEE Regions	1,152,950	1,025,000	2,177,950
9382	South Africa	UNEP	Shepherding Biodiversity Back into South Africa's Productive Landscapes	1,017,750	5,500,000	6,517,750

²⁹ All figures in the tables include PPGs but not Agency fees.

D) MULTI-FOCAL AREA FULL-SIZED PROJECTS THAT INCLUDE FUNDING FROM THE BIODIVERSITY FOCAL AREA (in millions of \$US)

GEF ID	Country	Project Name	BD	CW	CCA	CCM	IW	LD	SFM	Total GEF	Cofinance	Total Project Cost
9285	Afghanistan	Community-based Sustainable Land and Forest Management in Afghanistan	1.74			1.34		3.92	3.50	10.80	54.25	65.05
6943	Azerbaijan	Conservation and Sustainable Use of Globally Important Agro-biodiversity	3.09					1.08		4.31	20.70	25.01
6947	Belarus	Belarus Forestry Development Project	0.27			1.55			0.91	2.73	45.99	48.72
7993	Belarus	Conservation-oriented Management of Forests and Wetlands to Achieve Multiple Benefits	1.95			0.44		0.44	1.42	4.38	14.10	18.48
9199	Bhutan	Enhancing Sustainability and Climate Resilience of Forest and Agricultural Landscape and Community Livelihoods	2.31		10.50				1.16	14.42	41.90	56.32
9248	Bolivia	Sixth Operational Phase of the GEF Small Grants Programme in Bolivia	1.74			1.05		0.84		3.73	5.35	9.08
9413	Brazil	Realizing the Biodiversity Conservation Potential of Private Lands	4.53					1.45	2.98	9.14	38.80	47.94
9050	Chad	Building Resilience For Food Security and Nutrition in Chad's Rural Communities	1.78					1.78	1.78	5.48	17.60	23.08
9088	Costa Rica	Sixth Operational Phase of the GEF Small Grants Programme in Costa Rica	1.17			0.56		0.59		2.41	3.16	5.57
9416	Costa Rica	Conserving Biodiversity through Sustainable Management in Production Landscapes in Costa Rica	3.60					0.86	2.23	6.85	25.20	32.05
9429	Cuba	Incorporating Multiple Environmental Considerations and their Economic Implications into the Management of	5.42					0.99	3.16	9.68	37.80	47.48

		Landscapes Forests and Production Sectors in Cuba										
9424	Dominican Republic	Mainstreaming Conservation of Biodiversity and Ecosystem Services in Productive Landscapes in Threatened Forested Mountainous Areas	4.72					0.71	2.75	8.36	54.00	62.36
9055	Ecuador	Sustainable Development of the Ecuadorian Amazon: Integrated Management of Multiple Use Landscapes and High Value Conservation Forests	6.95					1.36	4.15	12.66	49.34	62.00
9369	Ecuador	Implementation of the Strategic Plan of Ecuador Mainland Marine and Coastal Protected Areas Network	5.36					0.45		5.96	29.10	35.06
6956	Egypt	Sixth Operational Phase of the GEF Small Grants Programme in Egypt	0.79			1.43		0.63		2.91	3.96	6.87
9212	Gabon	Wildlife and Human-Elephant Conflicts Management	5.16					0.88	3.02	9.06	50.80	59.86
9340	Ghana	Food-IAP: Sustainable Land and Water Management Project, Second Additional Financing	2.92			2.21		3.96	3.67	12.77	22.00	34.77
6920	Global	Implementation of the Arafura and Timor Seas Regional and National Strategic Action Programs	4.49				5.79			10.28	101.55	111.60
9060	Global	CFI: Coastal Fisheries Initiative (PROGRAM)	7.05				26.69			33.46	201.50	234.96
9071	Global	Global Partnership on Wildlife Conservation and Crime Prevention for Sustainable Development (PROGRAM)	80.1			5.0		18.67	27.8	130.58	703.82	834.40
9077	Global	Cities-IAP: Sustainable Cities Integrated Approach Pilot (IAP-PROGRAM)	6.40	3.48		74.05				137.82	1478.65	1616.47
9264	Global	TRI The Restoration Initiative -	13.2			9.14		11.3	20.4	54.13	201.45	255.58

		Fostering Innovation and Integration in Support of the Bonn Challenge	0					2	7			
9059	Guatemala	Promoting Sustainable and Resilient Landscapes in the Central Volcanic Chain	4.94					2.49	3.71	11.39	45.83	57.23
9262	Honduras	Agroforestry Landscapes and Sustainable Forest Management that Generate Environmental and Economic Benefits Globally and Locally	7.12					1.74	4.43	13.56	48.20	61.76
9243	India	Green-Ag: Transforming Indian Agriculture for Global Environmental Benefits and the Conservation of Critical Biodiversity and Forest Landscapes	21.38			2.73		4.23	5.22	33.86	494.12	527.98
6965	Indonesia	Strengthening Forest Area Planning and Management in Kalimantan	5.00					1.00	3.00	9.20	55.00	64.20
9086	Indonesia	Sixth Operational Phase of the GEF Small Grants Programme in Indonesia	2.23			0.89		0.45		3.65	6.42	10.07
9193	Kazakhstan	Conservation and Sustainable Management of Key Globally Important Ecosystems for Multiple Benefits	3.59					1.79	2.69	8.22	24.00	32.22
9205	Kazakhstan	Sixth Operational Phase of the GEF Small Grants Programme in Kazakhstan	0.88			0.88		0.88		2.74	3.00	5.74
9139	Kenya	Food-IAP: Establishment of the Upper Tana Nairobi Water Fund (UTNWF)	0.90			0.90		5.40		7.34	61.05	68.39
9241	Kenya	Sixth Operational Phase of the GEF Small Grants Programme in Kenya	1.78			1.34		0.45		3.65	4.82	8.47
6958	Kyrgyz Republic	Conservation of Globally Important Biodiversity and Association Land and Forest Resources of Western Tian Shan Forest Mountain Ecosystems and	1.29					1.36	1.33	4.11	16.50	20.61

		Support to Sustainable Livelihoods										
6940	Lao PDR	Sustainable Forest and Land Management in the Dry Dipterocarp Forest Ecosystems of Southern Lao PDR	6.23					1.02	3.63	11.01	54.74	65.75
9330	Madagascar	Sustainable Agriculture Landscape Project	7.24			0.89		0.93	4.63	13.90	100.00	113.90
9433	Madagascar	S3MR Sustainable Management of Madagascar's Marine Resources	6.28				6.42			12.71	39.96	52.67
9270	Malaysia	Sustainable Management of Peatland Ecosystems in Malaysia (SMPEM)	2.34			3.77		0.18	3.14	9.63	47.85	57.48
9167	Mexico	Sixth Operational Phase of the GEF Small Grants Programme in Mexico	2.66			1.33		0.44		4.57	8.05	12.61
6992	Myanmar	Ridge to Reef: Integrated Protected Area Land and Seascape Management in Tanintharyi	3.00					0.50	1.75	5.40	16.00	21.40
9267	Myanmar	Rural Productivity and Ecosystems Services Enhanced in Central Dry Zone Forest Reserves	0.50			1.10		1.50	1.55	4.79	46.25	51.04
9231	Pakistan	Pakistan Snow Leopard and Ecosystem Protection Program	2.21					0.88	1.55	4.79	12.95	17.75
9331	Pakistan	Sixth Operational Phase of the GEF Small Grants Program in Pakistan	0.18			1.60		0.89		2.74	3.03	5.76
9208	Palau	Integrating Biodiversity Safeguards and Conservation into development in Palau	2.29					0.53	1.41	4.38	17.59	21.97
9044	Peru	Sixth Operational Phase of the GEF Small Grants Programme in Peru	2.38			0.82				3.29	3.80	7.09
9092	Peru	Sustainable Management of Agro-Biodiversity and Vulnerable Ecosystems Recuperation in Peruvian Andean Regions Through Globally Important Agricultural Heritage Systems GIAHS Approach	5.36					0.89	3.12	9.55	68.85	78.40

6970	Regional	Pacific Islands Regional Oceanscape Program (PROP)	2.74				3.56			6.30	22.17	28.47
9070	Regional	Food-IAP: Fostering Sustainability and Resilience for Food Security in Sub-Saharan Africa - An Integrated Approach (IAP-PROGRAM)	19.2 2			11.9 7		75.1 7		106.3 6	805.36	911.72
9232	Regional	Sustainable Management of Peatland Ecosystems in Mekong Countries	0.84			0.72		0.38	0.96	3.01	9.45	12.46
9272	Regional	Amazon Sustainable Landscapes Program	54.7 0			12.3 7		6.27	40.3 5	113.6 8	682.98	796.66
9451	Regional	Caribbean Regional Oceanscape Project	0.30				6.00			6.48	102.00	108.48
9089	Serbia	Contribution of Sustainable Forest Management to a Low Emission and Resilient Development	0.65			1.53			1.09	3.42	29.96	33.38
9250	Seychelles	Third South West Indian Ocean Fisheries Governance and Shared Growth Project (SWIOFish3)	2.65				2.65			5.43	22.00	27.43
9093	Sri Lanka	Sixth Operational Phase of the GEF Small Grants Programme in Sri Lanka	1.60			0.45		0.45		2.56	3.00	5.56
9406	St. Lucia	Integrated Ecosystem Management and Restoration of Forests on the South East Coast of St. Lucia	1.59			1.61		0.81	0.43	4.57	25.80	30.37
9288	Suriname	Improving Environmental Management in the Mining Sector of Suriname, with Emphasis on Gold Mining	2.74			1.80		0.52	2.53	7.70	33.60	41.30
9133	Swaziland	Food-IAP: Climate-Smart Agriculture for Climate-Resilient Livelihoods (CSARL)	0.45			0.54		2.62	3.60	7.35	48.00	55.35
6949	Tajikistan	Conservation and Sustainable Use of Pamir Alay and Tian Shan Ecosystems for Snow Leopard Protection and Sustainable Community Livelihoods	1.33					1.46	1.39	4.30	19.00	23.30

<u>9434</u>	Timor Leste	Securing the Long-term Conservation of Timor Leste Biodiversity and Ecosystem Services through the Establishment of a functioning National Protected Area Network and the Improvement of Natural Resource Management in Priority Catchment Corridor	0.89					1.34	1.11	3.44	14.10	17.54
<u>8031</u>	Uzbekistan	Sustainable Natural Resource Use and Forest Management in Key Mountainous Areas Important for Globally Significant Biodiversity	1.47					2.67	2.07	6.37	24.00	30.37
<u>9361</u>	Vietnam	Mainstreaming Natural Resource Management and Biodiversity Conservation objectives into socio-economic development planning and management of Biosphere Reserve in Viet Nam	4.00					0.44	2.22	6.85	30.00	36.85
<u>8021</u>	Zambia	Zambia Lake Tanganyika Basin Sustainable Development Project	1.05			1.36		2.49	2.44	7.53	26.56	34.10

E) MULTI-FOCAL AREA MEDIUM-SIZED PROJECTS THAT INCLUDE FUNDING FROM THE BIODIVERSITY FOCAL AREA (in millions of \$US)

GEF ID	Country	Project Name	BD	CW	CCA	CCM	IW	LD	SFM	Total GEF	Cofinance	Total Project Cost
9460	Ecuador	Sixth Operational Phase of the GEF Small Grants Program in Ecuador	1.19					0.64		1.83	4.13	5.96
9391	Global	The Global Environmental Commons. Solutions for a Crowded Planet	0.50			0.50	0.70	0.30		2.02	2.33	4.35

