




# A Good Disruption – Redefining growth in the 21st century

FIRST MEETING FOR THE SEVENTH REPLENISHMENT OF THE  
GEF TRUST FUND

Paris, March 29<sup>nd</sup> 2017

S Y S T E M I Q

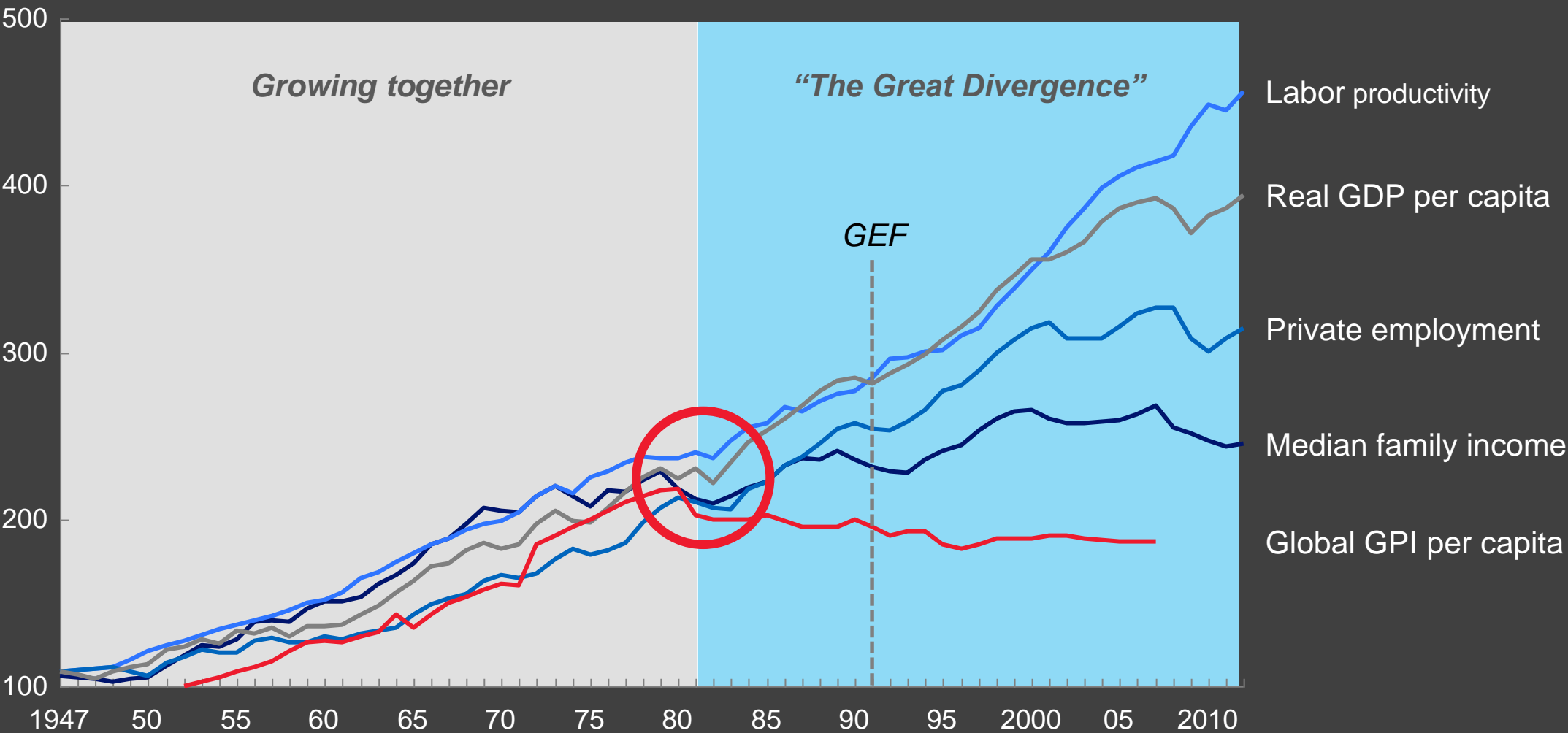
# Congruence, anomaly, or new paradigm?



We are seeing a “great divergence”

U.S. labor productivity, GDP per capita, employment, median income, and Global GPI per capita

Indexed to 1947



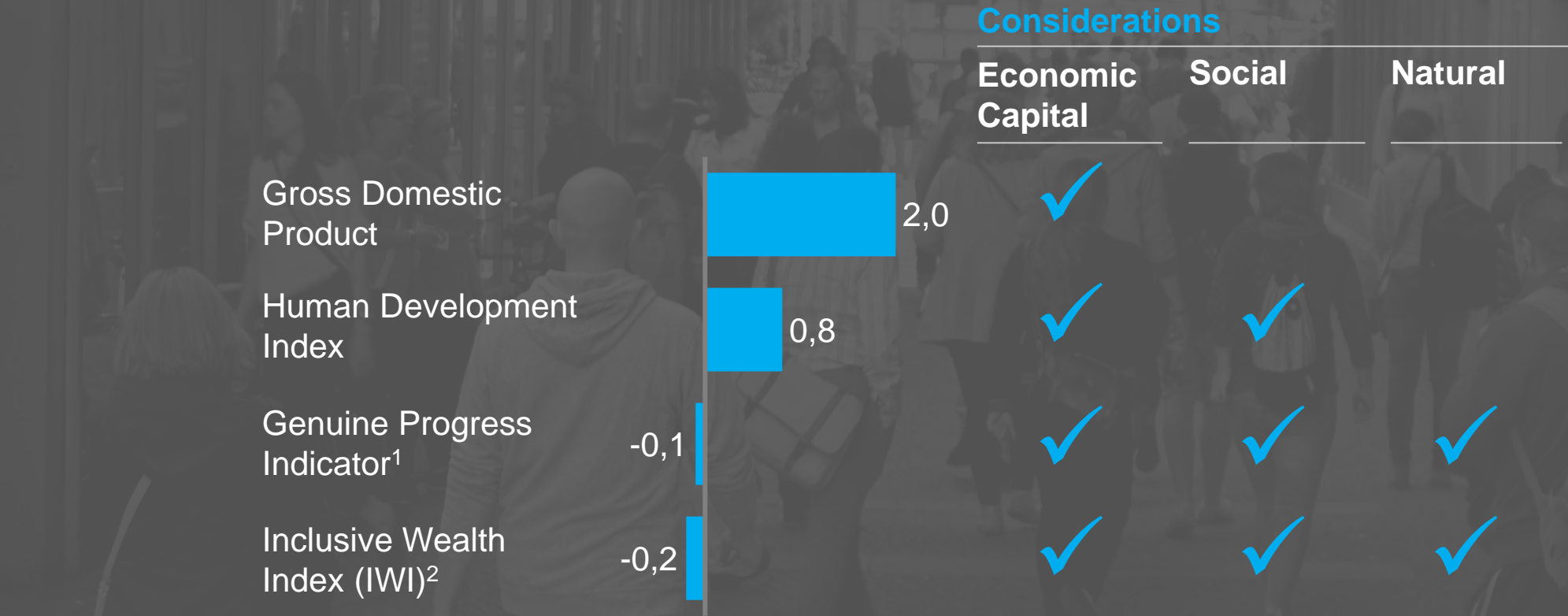
# Annual GDP Growth rates in Germany, France, and the USA ...

- Germany
- France
- USA



# Growing poor – when costs outweigh the benefits

Progress per capita<sup>3</sup>, globally, 1990-2010, real terms

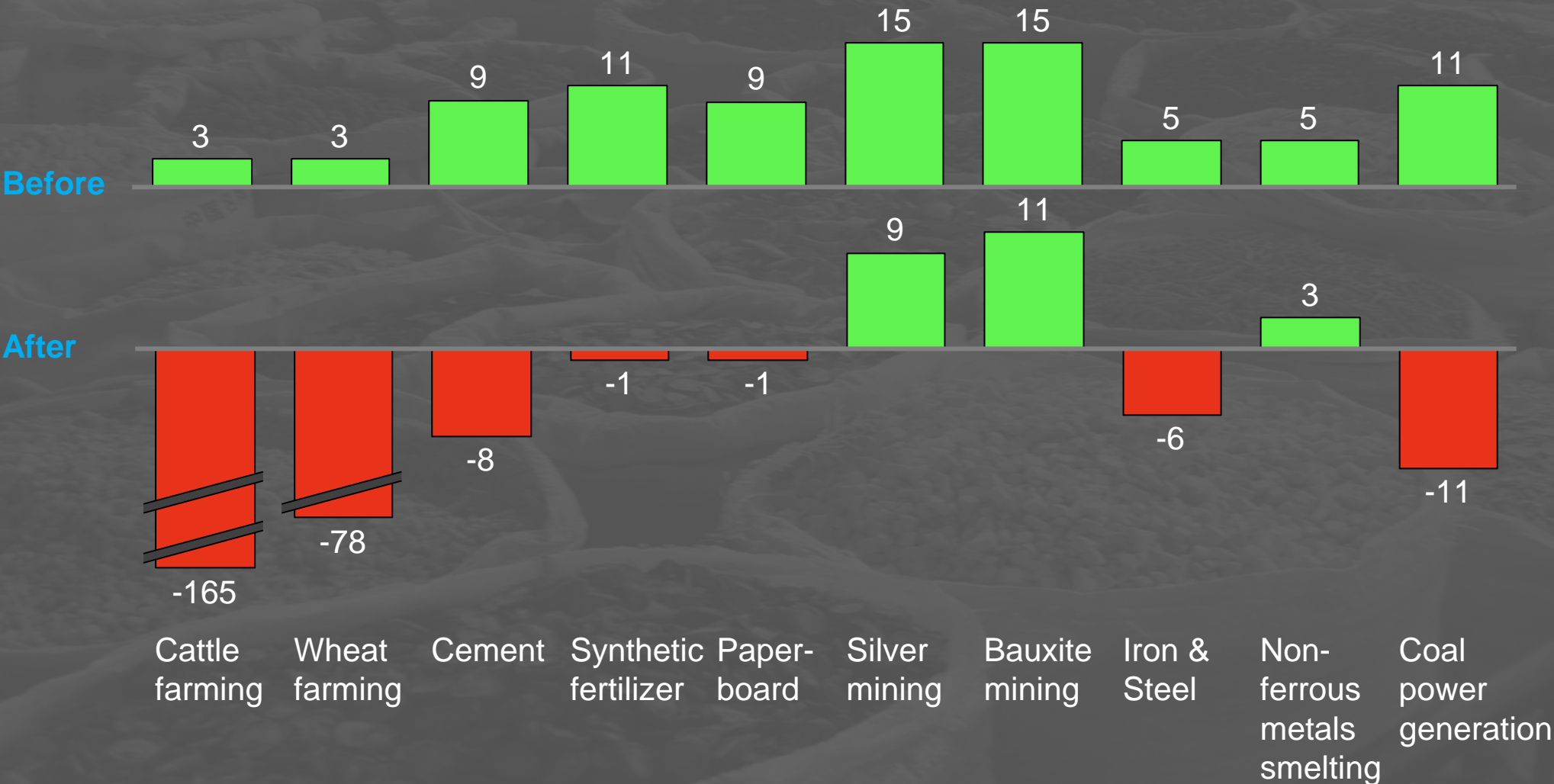


1 1990-2005, as later data not available globally,  
2 IWI exists in two versions, one unadjusted, and one where adjustments are made for environmental damage, oil capital gains, and total factor productivity. The adjusted version is shown here,  
3 Global population growth was 1.6 percent per year during the period  
SOURCE: UNEP (2014a), Kubiszewski et al. (2013)



# Insolvent - negative profit in the world's raw material industries with natural capital costs included

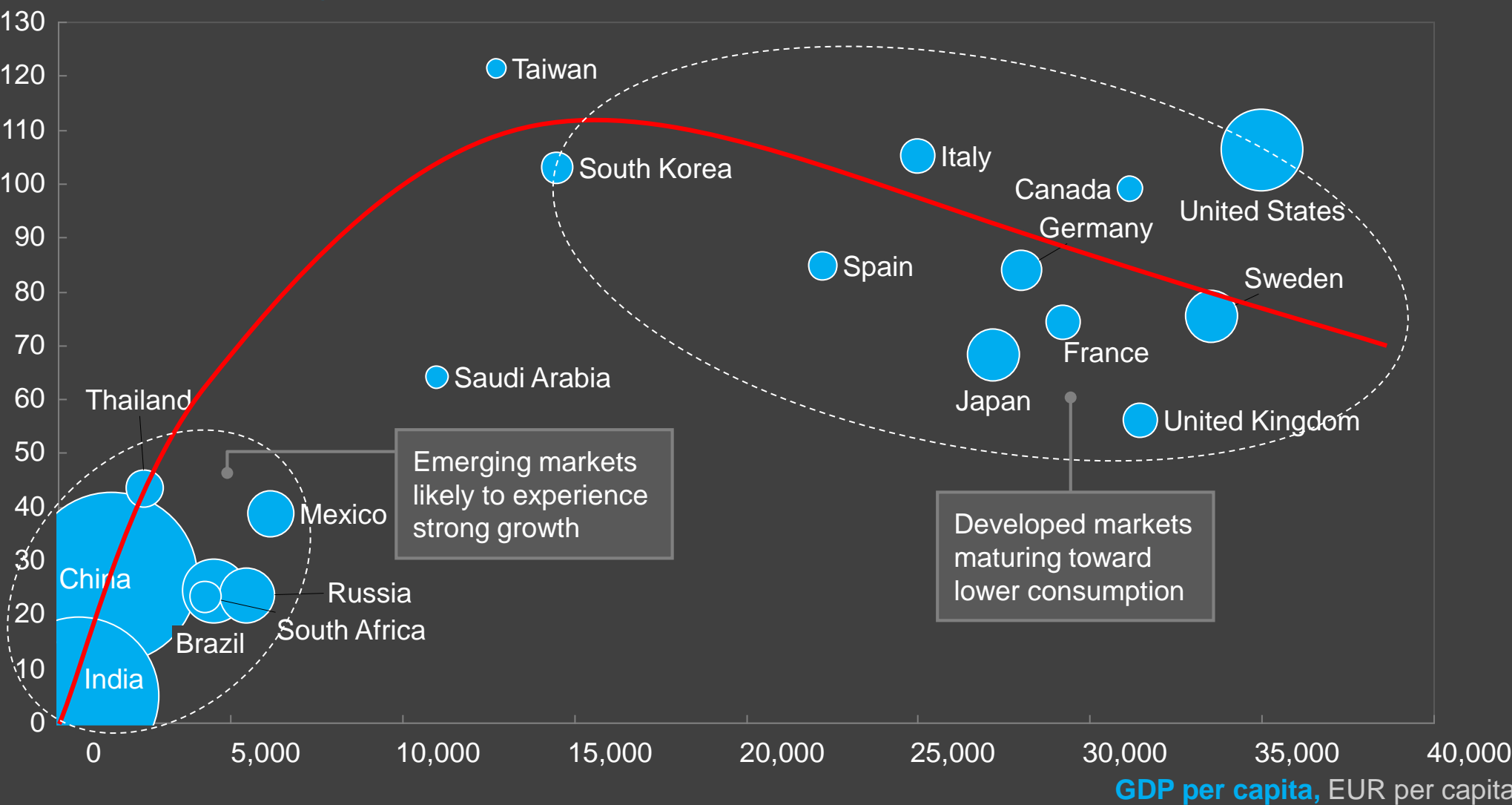
Profit margin (EBIT) before and after natural capital costs, based on top-2 companies in each Morgan Stanley Composite Index category, Percent, 2012



# Waiting for Kuznets – example commodity plastics

COMMODITY PLASTICS

Plastic consumption, Kg per capita



1 Includes EPS, HDPE, LDPE, LLDPE, PET Resins, PP, PS, and PVC  
SOURCE: TBC (Tecnon; Global Insight)

# The four pillars of a 21<sup>st</sup> century industrial economy

## Net-positive norm

- New norm of net positive impact across manufactured, natural and human capital
- 'Good' – not 'less bad'
- Initially a voluntary norm, over time supported by formal externality pricing in more and more areas

## Abundant clean energy

- Shift to renewable energy sources (hydro, solar, wind, biomass, ...)
- Massive electrification
- New grid-architectures (off-, on-grid)
- Abundant cheap clean energy recognized as a key driver of economic growth

## High-productivity systems

- Reducing waste in our largest systems recognized as a major source of wealth and improved environmental performance
- Focus on mobility, food, housing, as these three systems represent 70-80 per cent of all resource use
- Cities play major role in all the three largest systems of mobility, food, housing

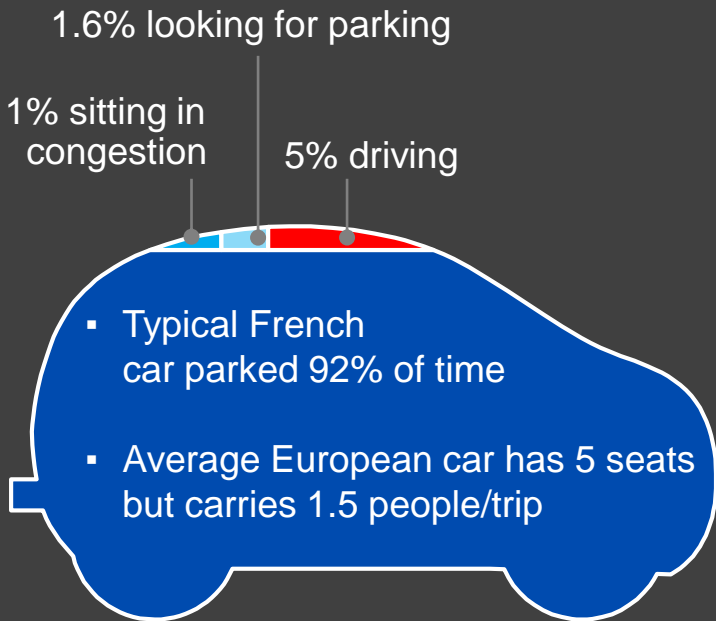
## A material bank

- Clear separation between biological and technical materials
  - Biological materials consumed, then returned safely to biosphere
  - Technical materials re-used many times (not consumed)
- Use of virgin finite materials radically lower than today
- Large secondary material industry and market

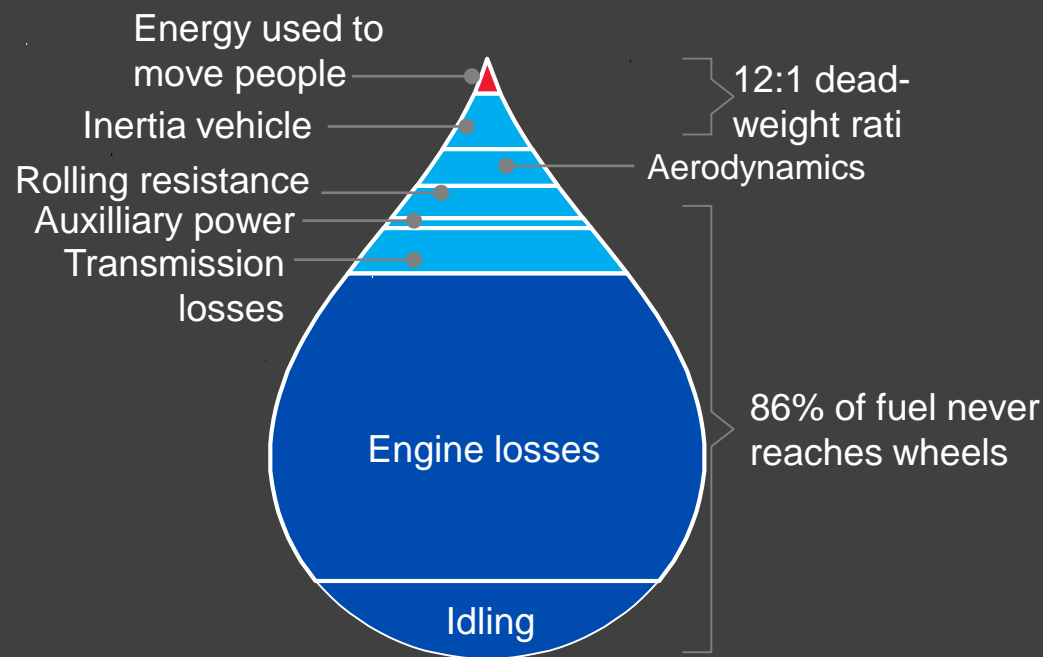


# Efficient products, inefficient systems - structural waste in the mobility system

## Car utilisation




## Tank-to-wheel energy flow - gasoline



## Deaths and injuries/year on road

30,000 deaths in accidents and 4x as many disabling injuries



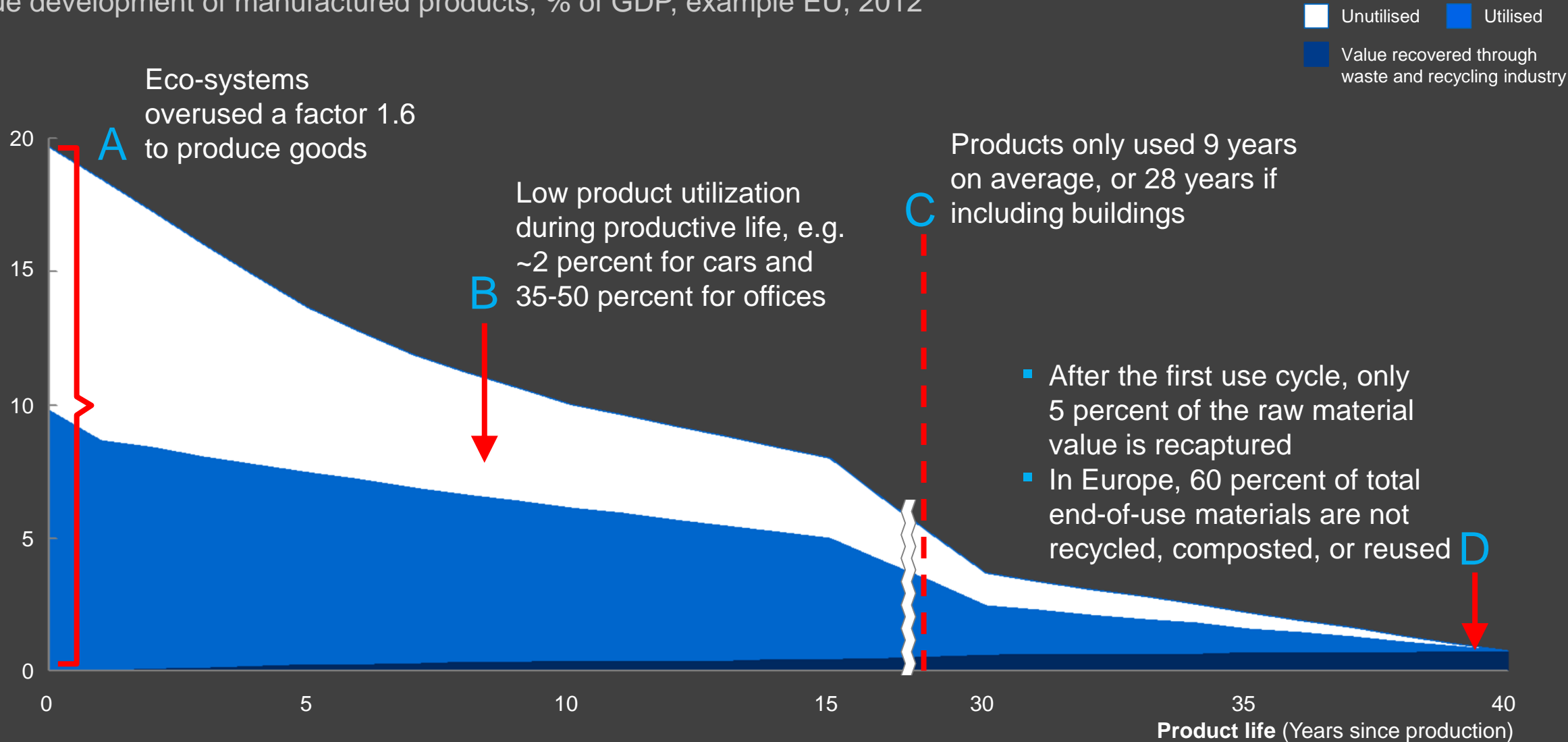
## Land utilisation

- Road reaches peak throughput only 5% of time and only 10% covered with cars then
- 50% of most city land dedicated to streets and roads, parking, service stations, driveways, signals, and traffic signs



# Waste, waste, everywhere

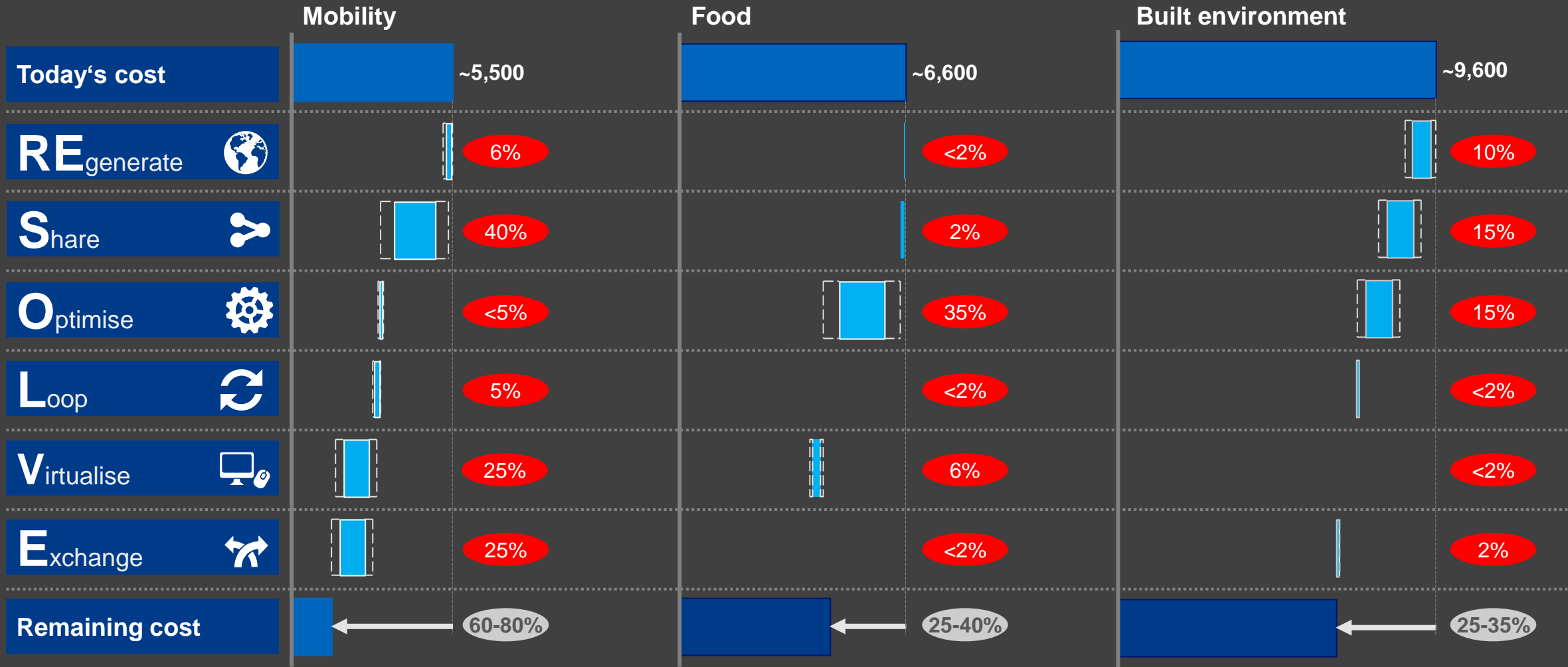
Value development of manufactured products, % of GDP, example EU, 2012



# Cost-reduction potential in the three real life systems

Total annual cash-out costs per household; 2012,  
EUR improvement potential for 2050

X Total savings



# ReSOLVE – a menu of business actions for a better economy

## Examples

**RE**generate



- Shift to renewable energy and materials
- Reclaim, retain, and restore health of ecosystems
- Return recovered biological resources to the biosphere

**S**hare



- Share assets (e.g. cars, rooms, appliances)
- Reuse/secondhand
- Prolong life through maintenance, design for durability, upgradability, etc.

**O**ptimise



- Increase performance/efficiency of product
- Remove waste in production and supply chain
- Leverage big data, automation, remote sensing and steering

**L**oop



- Remanufacture products or components
- Recycle materials
- Digest anaerobic
- Extract biochemicals from organic waste

**V**irtualise



- Books, music, travel, online shopping, autonomous vehicles etc.

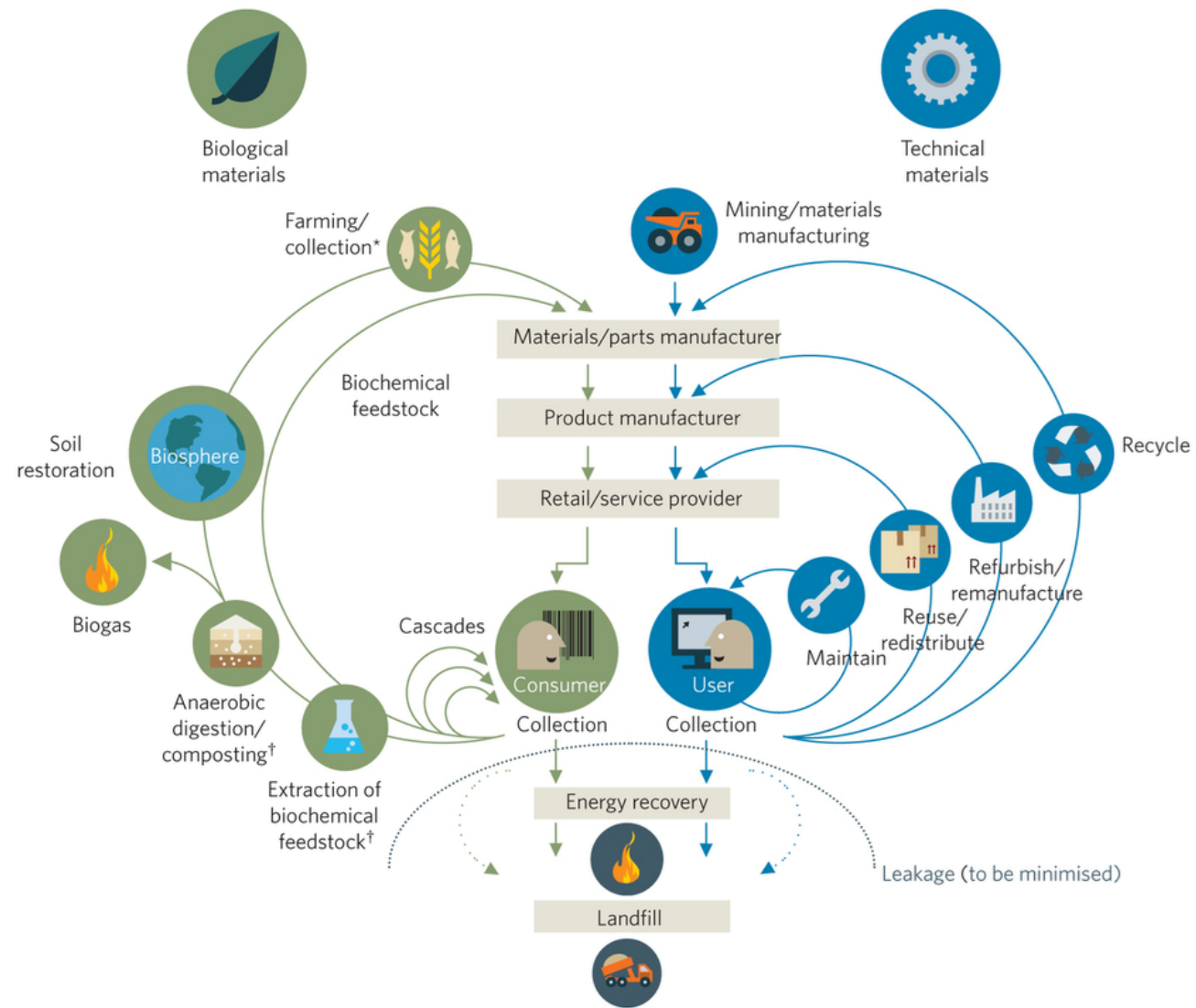
**E**xchange



- Replace old with advanced non-renewable materials
- Apply new technologies (e.g. 3D printing)
- Choose new product/service (e.g. multimodal transport)



# In search of principles - outline of a circular, regenerative economy system



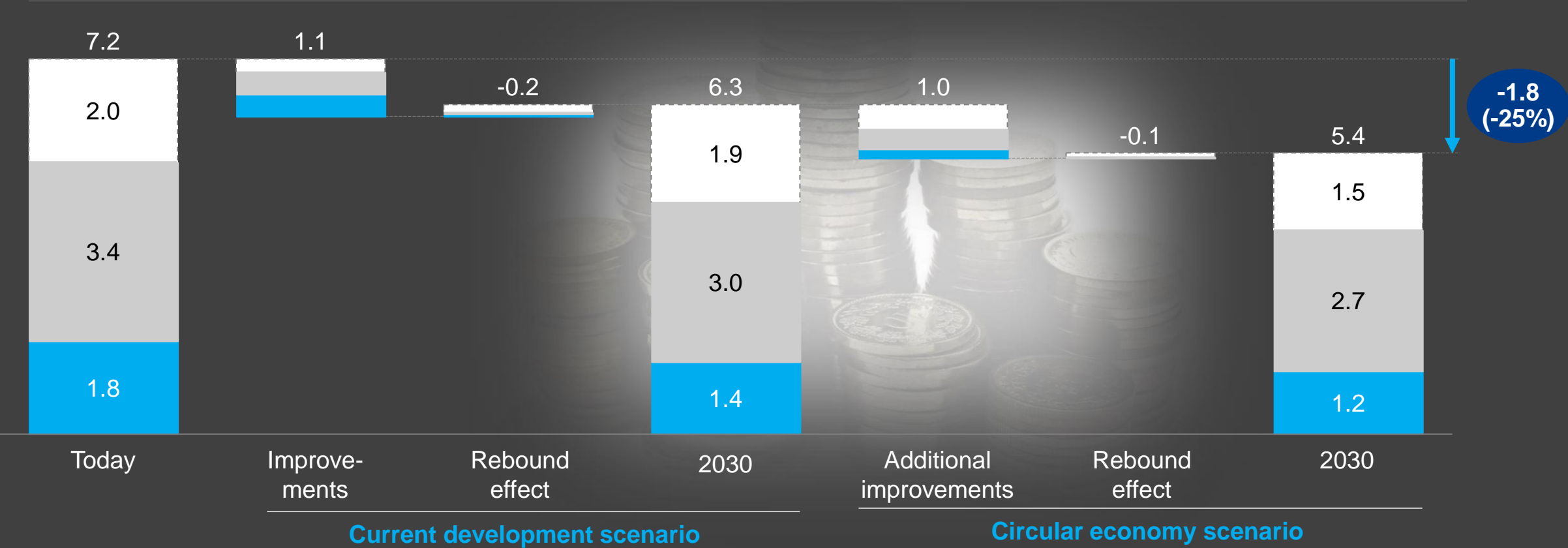


# The circular economy opportunity – 2030 scenarios

Mobility, food and built environment, societal perspective 2030

Primary resource costs    Other cash-out costs    Externalities

Annual primary resource costs, other cash-out costs and negative externalities  
EU-27, 1000 billion EUR



# Better economic and environmental outcomes

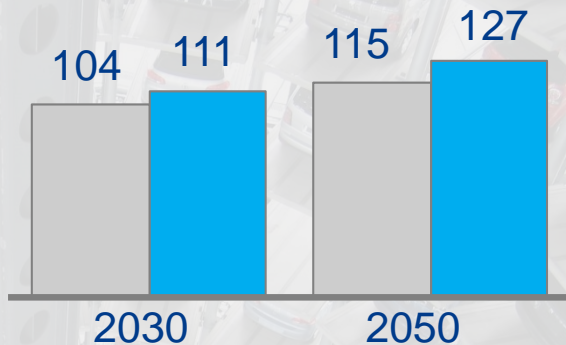
Indexed (2012 = 100)

Current development scenario  
Circular scenario



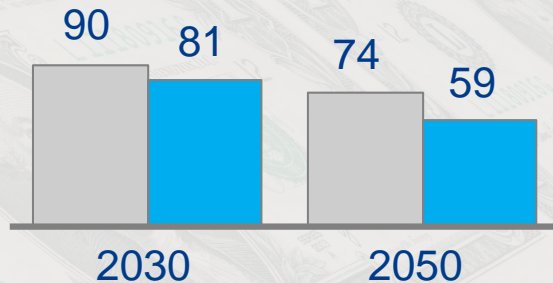
## GDP

EU-27, indexed (2012 = 100)



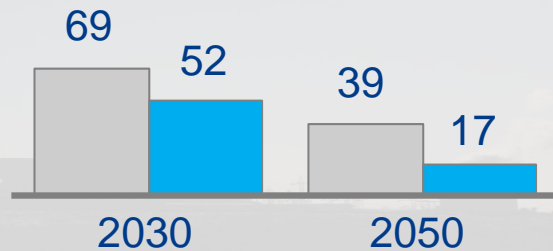
## Direct user cash out costs

EU-27, indexed (2012 = 100)



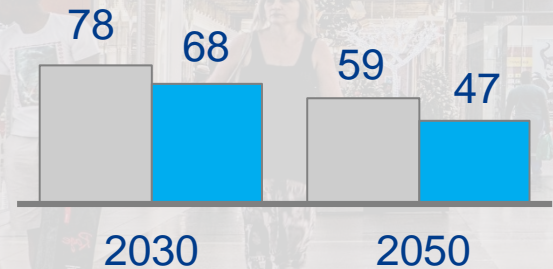
## CO2 emissions

EU-27, indexed (2012 = 100)



## Primary material consumption

EU-27, indexed (2012 = 100)



# Five reasons why



## A case for change

- Paris tailwind
- Sixty trillion dollars to loose
- Peak child



## An intuition reset

- Precedents
- Catalytic „Tesla“ moments
- Tipping points



## Governments new role

- Market makers
- Entrepreneurial state
- Meso-economy



## Power of the crowd

- Explosion of expressive power
- New transparency
- Trust revolution



## New capitalist

- Embracing new rules
- Re-assessing risk
- Long-term-ism

# Systemic change – three TOCs to guide GEF

## ✓ Theory of the Case “A superior solution”

- An economic (“Decoupling”), social (“SDG’s”) and environmental imperative (“boundaries”)
- A technology disruption (“2<sup>nd</sup> Machine Age”)
- A portfolio of initiatives: Integrated, focused, driver-based, MEA-aligned, SDG-inspired, results-driven, cross-checked, private-public

## ? Theory of the Catalyst “Self-perpetuating interventions”

- Markets – creating and derisking new markets
- Measures – IWI accounting as a new norm
- Management – the next LEAN

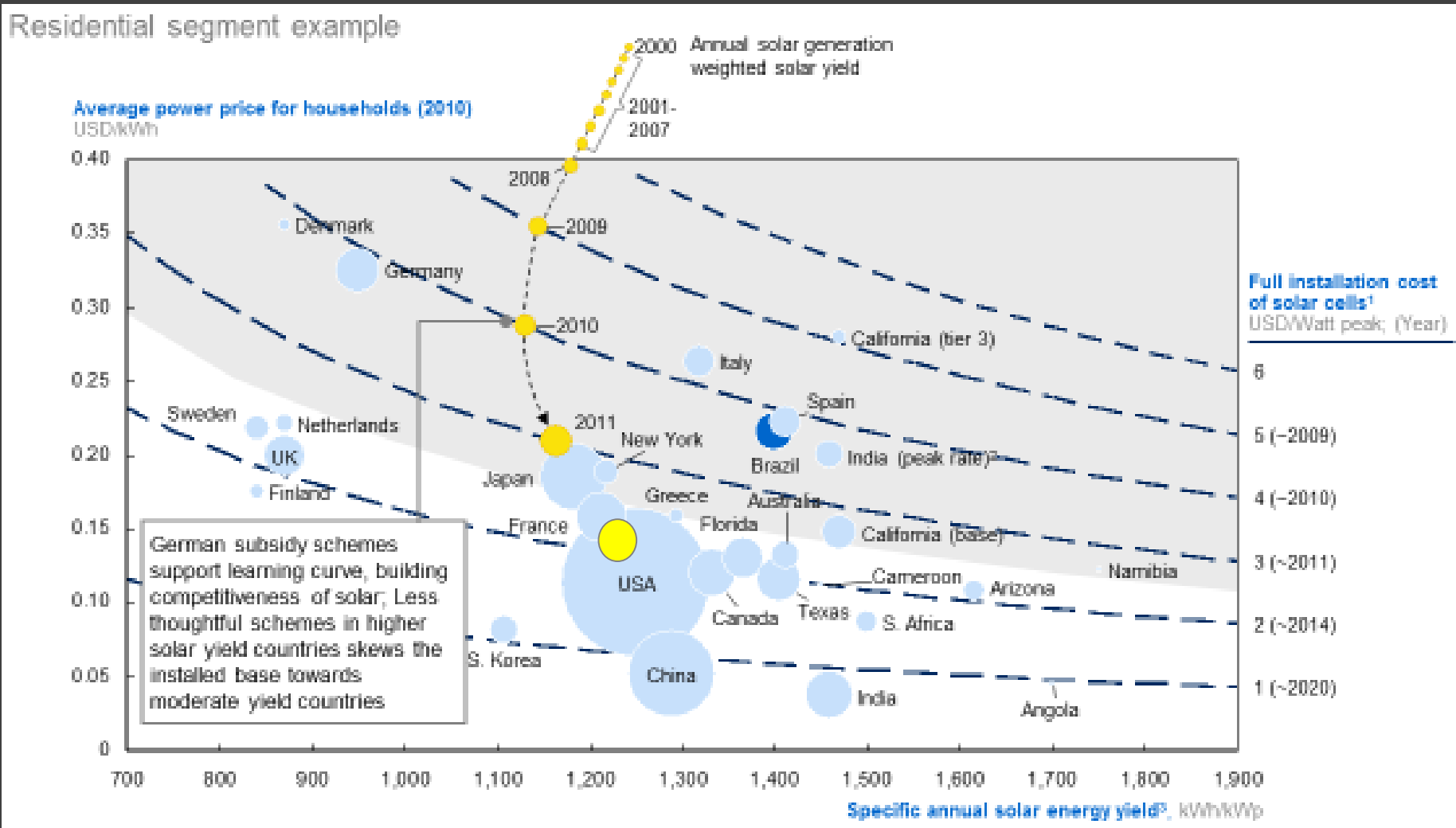
## ✓ Theory of Change “Agency and leadership”

- International agreements, facilities and mechanisms (CBD, UNCCD, UNFCCC, Minamata, Stockholm, Montreal)
- Reginal and national agendas EU Circ. Econ. Action Plan, Finland, China, Sweden, ...
- Systems alliances (New Plastic Economy, Trash-free Sea Alliance, Tropical Forest Alliance)



# Creating markets - there are precedents (e.g., solar energy system)







- Residential power demand (2009); TWh/Year
- Countries/Locations where best in class solar is currently economically competitive for some segments





































































































# ReSOLVE – a menu of resource performance levers addressed in GEF’s portfolio of initiatives

■ Strong  
■ Medium  
■ No link

		Impact programs														
		Land- scape Resto- ration	Trans- forming Energy Systems	Food Systems	Sustai- nable Cities	Environ- mental Security	Healthy Oceans for Sust. Fisheries	Natural Capital	Green Finance	Green Infras- tructure	Agri Com- modities Supply Chains	Amazon Land- scapes	Wildlife for Sust. Develop- ment	Inclusive Conser- vation	Circular Economy	Integrated Planning MEAs/ SDGs
SDGs		12, 13, 15	9, 11, 13	2, 12, 13	7, 9, 11, 13	2, 13, 14, 15		14, 15	All	2, 5, 6, 7, 9, 11	12, 13, 15	6, 12, 13, 15	1, 5, 8, 10, 15	All	12, 14	All
<b>RE</b> generate 	<ul style="list-style-type: none"><li>Shift to renewable energy and materials</li><li>Reclaim, retain, and restore health of ecosystems</li><li>Return recovered biological resources to the biosphere</li></ul>	<div></div>	<div></div>	<div></div>	<div></div>	<div></div>	<div></div>	<div></div>	<div></div>	<div></div>	<div></div>	<div></div>	<div></div>	<div></div>	<div></div>	<div></div>
<b>Share</b> 	<ul style="list-style-type: none"><li>Share assets (e.g. cars, rooms, appliances)</li><li>Reuse/secondhand</li><li>Prolong life through maintenance,design for durability, upgradability, etc.</li></ul>	<div></div>	<div></div>	<div></div>	<div></div>	<div></div>	<div></div>	<div></div>	<div></div>	<div></div>	<div></div>	<div></div>	<div></div>	<div></div>	<div></div>	<div></div>
<b>Optimise</b> 	<ul style="list-style-type: none"><li>Increase performance/efficiency of product</li><li>Remove waste in production and supply chain</li><li>Leverage big data, automation, remote sensing and steering</li></ul>	<div></div>	<div></div>	<div></div>	<div></div>	<div></div>	<div></div>	<div></div>	<div></div>	<div></div>	<div></div>	<div></div>	<div></div>	<div></div>	<div></div>	<div></div>
<b>Loop</b> 	<ul style="list-style-type: none"><li>Remanufacture products or components</li><li>Recycle materials</li><li>Digest anaerobic</li><li>Extract biochemicals from organic waste</li></ul>	<div></div>	<div></div>	<div></div>	<div></div>	<div></div>	<div></div>	<div></div>	<div></div>	<div></div>	<div></div>	<div></div>	<div></div>	<div></div>	<div></div>	<div></div>
<b>Virtualise</b> 	<ul style="list-style-type: none"><li>Books, music, travel, online shopping, autonomous vehicles etc.</li></ul>	<div></div>	<div></div>	<div></div>	<div></div>	<div></div>	<div></div>	<div></div>	<div></div>	<div></div>	<div></div>	<div></div>	<div></div>	<div></div>	<div></div>	<div></div>
<b>Exchange</b> 	<ul style="list-style-type: none"><li>Replace old with advanced non-renewable materials</li><li>Apply new technologies (e.g. 3D printing)</li><li>Choose new product/service (e.g. multimodal transport)</li></ul>	<div></div>	<div></div>	<div></div>	<div></div>	<div></div>	<div></div>	<div></div>	<div></div>	<div></div>	<div></div>	<div></div>	<div></div>	<div></div>	<div></div>	<div></div>

## ... and those in need of “market making”

Strong  
Medium  
No link

		Impact programs														
		Land- scape Resto- ration	Trans- forming Energy Systems	Food Systems	Sustai- nable Cities	Environ- mental Security	Healthy Oceans for Sust. Fisheries	Natural Capital	Green Finance	Green Infras- tructure	Agri Com- modities Supply Chains	Amazon Land- scapes	Wildlife for Sust. Develop- ment	Inclusive Conservation	Circular Economy	Integrated Planning MEAs/ SDGs
SDGs		12, 13, 15	9, 11, 13	2, 12, 13	7, 9, 11, 13	2, 13, 14, 15		14, 15	All	2, 5, 6, 7, 9, 11	12, 13, 15	6, 12, 13, 15	1, 5, 8, 10, 15	All	12, 14	All
<b>REgenerate</b> 	<ul style="list-style-type: none"><li>Shift to renewable energy and materials</li><li>Reclaim, retain, and restore health of ecosystems</li><li>Return recovered biological resources to the biosphere</li></ul>															
<b>Share</b> 	<ul style="list-style-type: none"><li>Share assets (e.g. cars, rooms, appliances)</li><li>Reuse/secondhand</li><li>Prolong life through maintenance, design for durability, upgradability, etc.</li></ul>															
<b>Optimise</b> 	<ul style="list-style-type: none"><li>Increase performance/efficiency of product</li><li>Remove waste in production and supply chain</li><li>Leverage big data, automation, remote sensing and steering</li></ul>															
<b>Loop</b> 	<ul style="list-style-type: none"><li>Remanufacture products or components</li><li>Recycle materials</li><li>Digest anaerobic</li><li>Extract biochemicals from organic waste</li></ul>															
<b>Virtualise</b> 	<ul style="list-style-type: none"><li>Books, music, travel, online shopping, autonomous vehicles etc.</li></ul>															
<b>Exchange</b> 	<ul style="list-style-type: none"><li>Replace old with advanced non-renewable materials</li><li>Apply new technologies (e.g. 3D printing)</li><li>Choose new product/service (e.g. multimodal transport)</li></ul>															

A new set of priorities fit for the 21<sup>st</sup> century

